



2026 HOMELESS COUNT REPORT



TABLE OF CONTENTS

■ Executive Summary	3
■ Unsheltered Persons	6
■ Background Information	14
■ Methodology	18
■ Appendix A: Findings for Each City Concerning Unsheltered Adults	20
■ Appendix B: 2026 Sheltered and Unsheltered Report	50
■ Appendix C: Emergency Shelter and Safe Haven Inventory	54
■ Acknowledgments	64





EXECUTIVE SUMMARY

There were 1,755 adults and children counted as experiencing homelessness during the 2026 Point in Time Count, as shown in Table 1 below. This represents a decrease of 235 people, or 11.8%, compared to the 1,990 individuals counted in 2025. Since 2023, overall homelessness has decreased by 28%, as reflected in Chart 1. Within this overall reduction, unsheltered homelessness declined by 34%.

The total number of persons counted as sheltered and unsheltered decreased:

- The total number of persons counted as sheltered decreased from 927 in 2024 to 716 in 2025, which represents a decrease of 211 persons or 22.8%.
- The total number of persons counted as unsheltered decreased from 1,431 in 2024 to 1,274 in 2025, which represents a decrease of 157 persons or 11%.

The decrease in shelter beds occurred due to the conversion of Project Roomkey motels to Homekey permanent supportive housing units, as well as a shift in Domestic Violence transitional housing to rapid rehousing units. These are major accomplishments for Ventura County by ending homelessness for many individuals and families between 2024 to 2025.

CHART 1

Comparison of 2023 to 2026 Homeless Counts

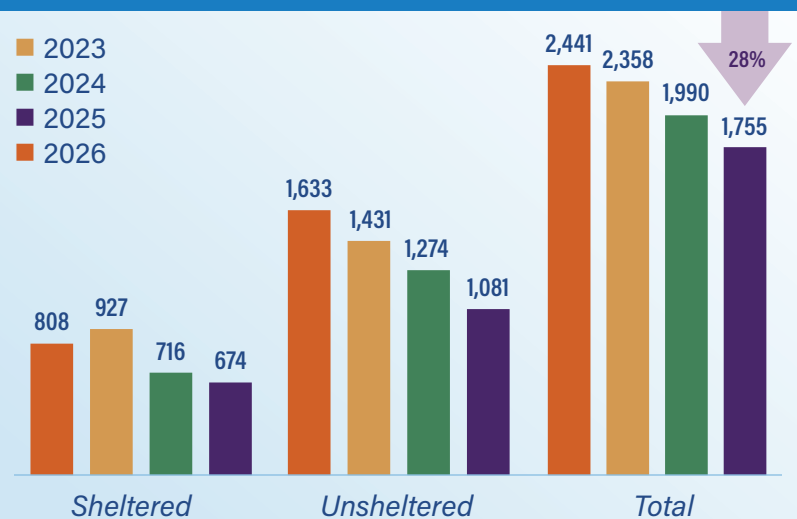


TABLE 1. Comparison of 2025 and 2026 Homeless Counts

YEAR	SHELTERED			UNSHELTERED			TOTAL
	ADULTS	CHILDREN	SUB-TOTAL	ADULTS	CHILDREN	SUB-TOTAL	
2025 Homeless Count	607	109	716	1,257	17	1,274	1,990
2026 Homeless Count	584	90	674	1,072	9	1,081	1,755
Difference	-23 (-3.8%)	-19 (-17.4%)	-42 (-5.9%)	-185 (-14.7%)	-8 (-47.1%)	-193 (-15.1%)	-235 (-11.8%)

A decrease in the number of unsheltered people continues as new permanent supportive housing units are occupied and homelessness prevention services help people retain housing. A decrease in shelter beds has occurred due to the reduced use of motel rooms for shelter such as Project Roomkey and Encampment Resolution Programs. Many sheltered in motels transitioned to permanent housing with the opening of Valentine Road Apartments, Casa De Carmen, and other projects.

EXECUTIVE SUMMARY

The annual Homeless Count data helps our community identify trends and gaps which guide local leaders to make data-driven funding decisions and identify current needs. The key takeaways include:


- 1) **Permanent Housing Solutions:** 274 permanent supportive housing units dedicated to people experiencing homelessness opened in 2024 and 2025. These units have supportive services to provide ongoing wrap around services for housing stabilization.
- 2) **Prevention Efforts:** Rental assistance funds for homelessness prevention and landlord engagement incentives continue to make a positive impact by helping low-income households retain housing.
- 3) **Veteran and Youth Subpopulations:** Investments in transitional and permanent housing as well as housing focused street outreach have contributed to a 35.9% decrease in unsheltered Veterans. The number of unsheltered young adults ages 18 to 24 also declined, dropping from 39 in 2025 to 18 in 2026.
- 4) **Encampment Response:** Multidisciplinary outreach teams provide behavioral health services, health care, public safety, homeless resources, and connect people living unsheltered to shelter, housing programs, and supportive services. State Encampment Resolution Funding has supported the development of new housing and shelter beds.

Regarding sheltered homelessness, the U.S. Department of Housing and Urban Development (HUD) states that:

- CoCs must count all individuals or families who meet the criteria in paragraph (1)(ii) of the homeless definition in 24 CFR 578.3. This includes individuals and families ***“living in a supervised publicly or privately operated shelter designated to provide temporary living arrangements (including congregate shelters, transitional housing, and hotels and motels paid for by charitable organizations or by federal, state, or local government programs for low-income individuals)”*** on the night designated for the count. This includes individuals residing in Safe Haven projects.

Regarding unsheltered homelessness, HUD states that:

- CoCs must count all individuals or families who meet the criteria in paragraph (1)(i) of the homeless definition in 24 CFR 578.3. This includes individuals and families ***“with a primary nighttime residence that is a public or private place not designed for or ordinarily used as a regular sleeping accommodation for human beings, including a car, park, abandoned building, bus or train station, airport, or camping ground”*** on the night designated for the count.



EXECUTIVE SUMMARY

Table 2 provides a breakdown of the 2026 homeless count by sheltered and unsheltered persons for each jurisdiction. Among cities, Oxnard had the largest number of unhoused persons (532) and Ventura had the second largest number of unhoused persons (464).

TABLE 2. Total Number of Sheltered and Unsheltered Individuals by Jurisdiction in 2026

JURISDICTION	SHELTERED		UNSHELTERED	TOTAL
	SHELTER	TRANSITIONAL HOUSING		
Camarillo	1	0	68	69
Fillmore	0	0	18	18
Moorpark	0	0	1	1
Ojai*	10	0	62	72
Oxnard	172	2	358	532
Port Hueneme	0	0	13	13
Santa Paula	45	0	39	84
Simi Valley	11	0	116	127
Thousand Oaks	29	0	58	87
Ventura	108	76	280	464
Countywide*	188	32	68	288
Total	564	110	1,081	1,755

*Programs categorized as "Countywide" include domestic violence (DV) programs, scattered-site housing programs operating in multiple areas of the County, shelter programs serving residents from across the County, and projects located in unincorporated areas.

Table 3 compares the total number of unsheltered persons, sheltered persons and the total number of persons counted in 2026 to the same totals for 2025.

TABLE 3. 2024 - 2025 Comparison of Unsheltered and Sheltered Persons by Jurisdiction

INCORPORATED AND UNINCORPORATED AREAS	TOTAL NUMBER OF UNSHELTERED PERSONS				TOTAL NUMBER OF SHELTERED PERSONS*				TOTAL NUMBER			
	2025	2026	DIFFERENCE		2025	2026	DIFFERENCE		2025	2026	DIFFERENCE	
	#	#	#	%	#	#	#	%	#	#	#	%
Camarillo	79	68	-11	-13.9	11	1	-10	-90.9	90	69	-21	-23.3
Fillmore	10	18	+8	+80	0	0	0	0	10	18	+8	+80
Moorpark	2	1	-1	-50	0	0	0	0	2	1	-1	-50
Ojai	54	62	+8	+14.8	6	10	+4	+66.7	60	72	+12	+20
Oxnard	379	358	-21	-5.5	255	174	-81	-31.8	634	532	-102	-16.1
Port Hueneme	21	13	-8	-38	0	0	0	0	21	13	-8	-38.1
Santa Paula	60	39	-21	-35	47	45	-2	-4.3	107	84	-23	-21.5
Simi Valley	142	116	-26	-18.3	10	11	+1	+10	152	127	-25	-16.4
Thousand Oaks	162	58	-104	-64.2	0	29	+29	**	162	87	-75	-46.3
Ventura	281	280	-1	0	241	184	-57	-23.7	522	464	-58	-11.1
Countywide***	84	68	-16	-19	146	220	+74	+50.7	230	288	+58	+25.2
Total	1,274	1,081	-193	-15.1	716	674	-42	-5.9	1,990	1,755	-235	-11.8

*Sheltered persons include emergency shelters, transitional housing, and safe havens.

**percentages are only provided for differences that were 200% or less.

***programs categorized as "Countywide" include domestic violence (DV) programs, scattered-site housing programs operating in multiple areas of the County, shelter programs serving residents from across the County, and projects located in unincorporated areas.



UNSHELTERED SURVEY DETAILS

Of the 1,755 persons counted in 2026, 1,081 or 61.6% were unsheltered, which is defined by the U.S. Department of Housing and Urban Development (HUD) as an individual or family who are living in a place not meant for human habitation, such as a vehicle, encampment, or street.

Of the 1,081 unsheltered persons, 1,072 were adults and 9 were children under age 18 who were accompanied by a family, with an adult. A total of seven families with children under age 18 were identified across the following jurisdictions:

- **Camarillo:** One family with two adults and two children
- **Ojai:** One family with one adult and one child
- **Thousand Oaks Oxnard:** Two families, one family with one adult and one child and another family with one adult and one child
- **Port Hueneme:** One family with two adults and two children
- **Ventura:** One family with one adult and one child
- **Unincorporated County:** One family with two adults and one child

Surveyed vs Observation of Unsheltered Persons

The goal of the survey was to interview as many adults as possible who were counted during the Point in Time Count, gathering information about themselves and any children living unsheltered with them. Survey questions addressed both HUD required data elements and locally prioritized information identified by the Ventura County Continuum of Care (VC CoC). The number and percentage of adults surveyed are shown in Table 4. The survey rate was higher in 2026 compared to the rates from 2020 through 2025. To support improved full survey completion, training was provided in January 2026 to review the mobile data collection app and emphasize the importance of completing full surveys whenever possible. Full surveys result in more accurate counts and provide richer subpopulation data.

HUD requires Continuums of Care to report on several subpopulations, including chronically homeless individuals and families, persons with serious mental illness, substance use disorders, and veterans. The VC CoC also sought additional local data related to chronic health conditions, first time homelessness, foster youth, income, veterans, and involvement with the justice system.

Counters surveyed 758 adults who answered questions about themselves and their households. The survey included items about gender/sex, age, race, ethnicity, and length of time homeless for both adults and children. Additional questions—such as those related to disability, health status, mental health, substance use, income, and veteran status—applied only to adults.

Individuals were observed rather than surveyed if volunteers felt unsafe approaching them or if the person was sleeping. In these situations, volunteers recorded estimated gender/sex, age, race, and ethnicity. Of the 323 persons observed, 322 were adults and one was a child accompanied by an adult.



UNSHELTERED PERSONS

TABLE 4. Total Number and Percent of Unsheltered Adults Surveyed and Observed

YEAR	SURVEYED		OBSERVED		TOTAL	
	#	%	#	%	#	%
2019	907	72.1	351	27.9	1,258	100
2020	874	69.1	391	30.9	1,265	100
2022	741	54.6	615	45.5	1,356	100
2023	683	42.2	937	57.8	1,620	100
2024	933	66.2	479	33.8	1,412	100
2025	838	66.7	419	33.3	1,257	100
2026	758	70.7	314	29.3	1,072	100

Table 5 provides a breakdown of the total number and percentage of adults surveyed and observed by jurisdiction. Of the 1,081 people counted as unsheltered in 2026, 1,072 were adults. The remaining nine (9) people were accompanied children under age 18.

TABLE 5. Total Number and Percent of Unsheltered Adults Surveyed and Observed by Jurisdiction

JURISDICTION	SURVEYED		OBSERVED*		TOTAL	
	#	%	#	%	#	%
Camarillo	65	95.6	1	4.4	68	100
Fillmore	13	72.2	5	27.8	18	100
Moorpark	1	100	0	0.0	1	100
Ojai	48	77.4	13	22.6	62	100
Oxnard	199	55.6	157	44.4	358	100
Port Hueneme	10	76.9	1	23.1	13	100
Santa Paula	34	87.2	5	12.8	39	100
Simi Valley	104	89.7	12	10.3	116	100
Thousand Oaks	35	60.3	23	39.4	58	100
Ventura	195	69.6	84	30.4	280	100
Unincorporated	54	79.4	13	20.6	68	100
Total	758	70.7	314	29.3	1,072	100

The following four tables focus on gender, ethnicity, race, and age for the 1,081 unsheltered adults and children who were surveyed and observed.

Sex

Table 6 provides a breakdown by sex for the 1,072 adults and 9 children under age 18 in families. HUD requires the summary to consist of male (boy if child) and female (girl if child).

UNSHELTERED PERSONS

TABLE 6. Sex of Unsheltered Adults and Children

GENDER	ADULTS		CHILDREN IN FAMILIES	
	#	%	#	%
Male (Boy if child)	735	68.6	5	55.6
Female (Girl if child)	337	31.4	4	44.4
Unknown	0	0.0	0	0
Total	1,072	100	9	100

Race and Ethnicity

Table 7 provides a breakdown by race and ethnicity for the 1,072 adults and 9 children under age 18 in families. HUD requires the summary to consist of Hispanic/Latin(a)(o)(x) and Non-Hispanic/Latin(a)(o)(x).

TABLE 7. Race and Ethnicity for Unsheltered Adults and Children

ETHNICITY	ADULTS		CHILDREN IN FAMILIES	
	#	%	#	%
American Indian, Alaska Native, or Indigenous	50	4.7	0	0.0
Asian or Asian American	12	1.1	0	0.0
Black, African American, or African	74	6.9	3	33.3
Hispanic/Latina/e/o	408	38.1	4	44.5
Middle Eastern or North African	1	0.1	0	0.0
Native Hawaiian or Pacific Islander	8	0.7	0	0.0
White	500	46.6	2	22.2
Multiple Races or Other	19	1.8	0	0.0
Unknown	0	0.0	0	0
Total	1,072	100	9	100



UNSHELTERED PERSONS

Age

Table 8 provides a breakdown by age of 1,072 adults and 9 children under age 18 in families. Compared to the prior year, the number of children in families experiencing unsheltered homelessness decreased from 17 in 2025 to 9 in 2026. The number of Transitional Age Youth (ages 18 to 24) also declined, dropping from 39 in 2025 to 18 in 2026. New transitional housing programs for Transitional Age Youth have expanded the number of available beds for unsheltered youth.

TABLE 8. Unsheltered Adults and Children by Age

ADULTS	#	%
Under Age 18	9	100
Subtotal	9	100
Ages 18 – 24	18	1.7
Age 25 – 34	129	12.0
Age 35 – 44	271	25.3
Age 45 – 54	247	23.0
Age 55 – 64	288	26.9
Age 65+	119	11.1
Subtotal	1,072	100
Total	1,081	100



UNSHELTERED PERSONS


Table 9 only includes self-reported responses from the 1,072 adults. The most notable findings show a decrease in the number of unsheltered Veterans as well as domestic violence survivors. A 35.9% decrease in the number of Veterans and a 31.8% decrease in those experiencing homelessness as domestic violence survivors. These two subpopulations have dedicated resources to support the transition into permanent housing solutions.

TABLE 9. Unsheltered Adults by Subpopulations

SUBPOPULATIONS	2025		2026		DIFFERENCE	
	#	%	#	%	#	%
Chronically Homeless Adults	453	36.0	403	37.6	-50	-11.0
Families including Chronically Homeless Families	10*	--	9**	--	-1	-10
Persons w/Chronic Health Conditions	393	31.3	335	31.3	-58	-14.8
Persons w/a Developmental Disability	103	8.2	82	7.7	-21	-20.4
Persons w/HIV/AIDS	9	0.7	9	0.8	0	0.0
Persons w/Mental Health Problems	341	27.1	292	27.2	-49	-14.4
Persons w/a Physical Disability	331	26.3	270	25.2	-61	-18.4
Substance Users	422	33.6	333	31.1	-89	-21.9
Veterans	64	5.1	41	3.8	-23	-35.9
Experiencing Homelessness Because Fleeing Domestic Violence, Dating Violence, Sexual Assault, or Stalking	245	19.5	167	15.6	-78	-31.8

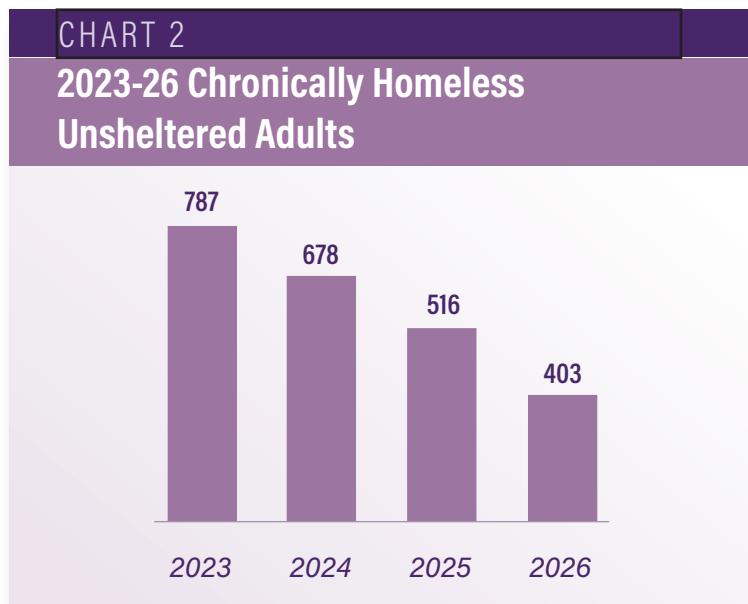
*In 2025, 10 families consisted of 36 persons of which 19 were adults and 17 were children. Of the 10 families, 3 were chronically homeless and included 6 adults and 5 children.

** In 2026, 7 families consisted of 19 persons of which 10 were adults and 9 were children. Of the 7 families, none (0) were chronically homeless



UNSHELTERED PERSONS

Chart 2 illustrates a 48.8% decrease in the number of unsheltered adults experiencing chronic homelessness from 2023 to 2026. Chronic homelessness is defined as individuals who have been homeless for at least 12 months and who have a disabling condition. The addition of new permanent supportive housing units developed and occupied between 2023 and 2026 has contributed significantly to this reduction.



Other Survey Questions

Table 10 shows demographic details of the 1,072 unsheltered adults surveyed.

TABLE 10. Other Survey Questions for Adults

DEMOGRAPHIC INFORMATION	n=1,072	
	#	%
Are you a current or former foster youth?	59	5.5
Are you working with a service provider or case manager?	273	25.5
Do you have any pets with you?	263	24.5
Do you receive disability benefits?	115	10.7
Do you remember the address of the place you were living before you became homeless this time?	471	43.9
Have you been released from jail or prison in the last 12 months?	230	21.5
How long have you been homeless this time?		
0 to 3 months	53	4.9
4 to 6 months	41	3.8
7 to 11 months	50	4.7
12 to 23 months	86	8.0
24 to 35 months	88	8.2
36 months or more	655	61.1
Unknown	99	9.2
Total	1,072	100
How long in months have you been in this community?		
0 to 3 months	74	6.9
4 to 6 months	32	3.0
7 to 11 months	48	4.5
12 to 23 months	68	6.3
24 to 35 months	43	4.0
36 months or more	697	65.0
Unknown	110	10.3
Total	1,072	100

UNSHELTERED PERSONS

TABLE 11. Other Survey Questions (*continued*)

DEMOGRAPHIC INFORMATION	n=1,412	
	#	%
How much is your monthly income?		
No Income	531	49.5
\$1 - \$500	128	11.9
\$501 - \$1,000	75	7.0
More than \$1,000	157	14.7
Unknown	181	16.9
Total	1,072	100
Where were you sleeping on the night of the Count?		
Abandoned building	13	1.2
Bus, train station, airport	12	1.1
Outdoor encampment	363	33.9
Park	59	5.5
Street or sidewalk	244	22.8
Under bridge/overpass	23	2.1
Vehicle/boat/RV	317	29.6
Other	41	3.8
Unknown	0	0.0
Total	1,072	100





BACKGROUND INFORMATION

The U.S. Department of Housing and Urban Development (HUD) requires local jurisdictions receiving Continuum of Care (CoC) funding to conduct a “one-day point-in-time” unsheltered and sheltered homeless count, at least every other year since 2005, during the last 10 days of January. However, since 2012, HUD requires a sheltered count every year, which includes emergency shelters and transitional housing programs, including safe havens. The Ventura County CoC has conducted an annual unsheltered and sheltered count since 2009 with the exception of 2021 which only included those sheltered due to the COVID-19 pandemic. Data includes subpopulation information on chronically homeless individuals, chronically homeless families, persons with mental illness, persons with HIV/AIDS, substance users, veterans, victims of domestic violence, and unaccompanied youth.

A. When were the 2026 Count and Subpopulation Surveys conducted?

The homeless count and subpopulation surveys on individuals who reported sleeping in a “place not meant for human habitation” on the night of January 27, 2026 to be included in the count. Identifier information was collected to prevent duplication. Sheltered and unsheltered surveys were collected by using the Homeless Management Information System (HMIS) for shelters and Simtech Solutions technology for unsheltered data collection. Those agencies that operate an emergency shelter or transitional housing program and do not participate in HMIS completed a survey with the same information as collected in HMIS.

Additionally, HUD allows for communities to survey persons at service site locations and other areas such as homeless encampments within seven days following the night of the count. In Ventura County, each community lead identified service sites and other areas to survey. Service providers, volunteers and law enforcement partners assisted with surveying these locations on days following the count, including encampments.

B. Who was counted and surveyed in 2026?

Only those persons who met HUD’s definition of homelessness were counted and surveyed. HUD considers a person homeless only when he/she lives:

- In places not meant for human habitation, such as cars, parks, sidewalks, and abandoned buildings;
- In an emergency shelter;
- In transitional housing; and
- In a safe haven.

Persons who are “doubled up,” or “near homelessness” are not included in this annual HUD point in time count, as they are considered at-risk of becoming homeless. These households are included in the Homeless Management Information System (HMIS) when reporting assistance for homelessness prevention.

The latest Census Bureau data (2024, census.gov) noted that 9.3% or approximately 77,178 of the county’s 826,528 residents in the County were living below the poverty level. These households are at risk of becoming homeless based on social structural issues such as rent increases, job loss or reduced hours, and rising health care costs. In addition, personal experiences such as domestic



BACKGROUND

violence, physical disabilities, mental illness, and substance abuse can cause members of a low-income households or an entire household to become homeless.

During program year 2025, the Ventura County Continuum of Care homeless services system saw 6,290 people, including 5,247 adults and 972 children. 30% of those served by homeless service providers in 2025 were seniors (55 and older). A total of 4,488 referrals were made to programs including homeless prevention assistance, emergency shelter, transitional housing, and rapid re-housing. 61% of people served were assisted with permanent housing or transitioned to positive housing destinations. While the system continues to experience challenges in identifying affordable housing units, people who find placement in permanent housing through HMIS providers saw a greater than 97% success rate in retaining housing. The 51 participating partner agencies and their various programs are dedicated to finding positive placements and supporting those households in achieving housing stability when the right resources are available.

Ventura County 211 continued to receive a high number of calls for housing assistance in 2025. There was a 6% increase from the prior year in calls from those at risk of homelessness. The charts below show calls from those at-risk of homelessness or currently unhoused by city.

VC CONTINUUM OF CARE

4,488
referrals

61%
were assisted with permanent housing

97%
success rate in retaining permanent housing

Ventura County 211 Calls Reporting At-Risk of Homelessness			
	CITY	# CLIENTS	% CLIENTS
<p>PERSON IN NEED</p> <p>Families with Children under 5</p> <p>220</p> <hr/> <p>Person in need is pregnant</p> <p>46</p> <hr/> <p>HOUSING STATUS</p> <p>At risk of homelessness</p> <p>1,151</p>	Camarillo	97	8
	Fillmore	18	2
	Moorpark	29	3
	Oak Park	7	1
	Oak View	1	0
	Ojai	21	2
	Oxnard	377	33
	Piru	1	0
	Port Hueneme	39	3
	Santa Paula	32	3
	Simi Valley	141	12
	Somis	8	1
	Thousand Oaks	118	10
	Ventura	262	23
	Total	1,151	100

Currently Unhoused

Ventura County 211 Calls Reporting Currently Homeless			
	CITY	# CLIENTS	% CLIENTS
<p>PERSON IN NEED</p> <p>Families with Children under 5</p> <p>207</p> <hr/> <p>Person in need is pregnant</p> <p>63</p> <hr/> <p>HOUSING STATUS</p> <p>Currently Homeless</p> <p>2,105</p>	Camarillo	141	7
	Fillmore	30	1
	Moorpark	50	2
	Oak Park	3	0
	Oak View	6	0
	Ojai	29	1
	Oxnard	745	35
	Piru	3	0
	Port Hueneme	62	3
	Santa Paula	43	2
	Simi Valley	201	10
	Somis	3	0
	Thousand Oaks	200	10
	Ventura	589	28
	Total	2,105	100

The County of Ventura Healthcare for the Homeless reported 2,753 persons enrolled that met the Health Resources & Services Administration (HRSA) definition of homeless (includes doubled-up and at-risk persons). Of this number, approximately 90% (2,478) were literally homeless (on the streets, emergency shelter or transitional housing).

The Ventura County Office of Education also tracks the number of homeless students through a broader definition of homelessness set by the Federal Department of Education. Currently, 9,600 students are classified under the McKinney Vento Act in 2024-25 and of those, 95.8% or 9,200 students are reported as temporarily doubled up or at-risk of homelessness. These figures represent a 15% increase from the 2023-24 school year; however, these rates overall decreased by 41% during the transition into the current year 2025-26. The total number of students classified as homeless or at risk of homelessness, based on the McKinney Vento Act, represents approximately 7.7% of total school enrollment. Approximately 400 students met the HUD definition of homelessness. This data includes all public K-12 schools in Ventura County.

BACKGROUND

C. Who carried out the count and subpopulation survey?

Volunteer efforts were coordinated by the County Executive Office (CEO), which is responsible to the Board of Supervisors for the general administration and coordination of all County operations and programs (see www.venturacounty.gov/county-executive-office). Each city jurisdiction and unincorporated areas had volunteer teams that were coordinated by a team leader(s). Approximately 400 volunteers helped with the unsheltered count and subpopulation surveys. Teams counted on the streets, in encampments, and at non-residential program sites that served homeless persons such as one stop services and public assistance sites.

The CEO's office also provides staff support to the Countywide Continuum of Care. The CEO staff consulted with the Institute for Urban Initiatives to complete the count and subpopulation survey. Urban Initiatives is a community-based research and development agency that has completed many housing and homeless assessments including several homeless counts for cities and counties throughout Southern California. It consists of several agencies that respond to the economic, housing, and social needs of neighborhoods, cities, and counties from community, regional, national, international, and faith-based perspectives (see www.urban-initiatives.org).

The CEO staff also consulted with the Ventura County Continuum of Care (VC CoC) Alliance, whose mission is to facilitate an end to homelessness in Ventura County by coordinating funding, housing, and service strategies that prevent and end homelessness to plan and coordinate the count. The VC CoC Alliance is made up of individuals and representatives who support the mission, including those from the service sector (mental health agencies, health care agencies, social service providers, victim advocates, and educational institutions), housing agencies (non-profit and for-profit developers, housing authorities), law enforcement, and advocates (faith community, formerly homeless and neighborhood groups). For more information about the VC CoC Alliance, visit <https://coc.venturacounty.gov/>.



VENTURA COUNTY CONTINUUM OF CARE



2026 HOMELESS COUNT REPORT



METHODOLOGY

Unsheltered Count and Survey

A homeless count and subpopulation survey instrument was used to gather unsheltered data by volunteer counters. The survey data was gathered primarily by utilizing the Simtech Solutions Counting Us mobile app.

A digital survey form was designed to simplify the surveyor's experience; only relevant questions were displayed based on the answers already entered, eliminating the need for surveyors to devote time and effort to determine which questions to ask, and resulting in a simpler linear surveying experience.

Volunteers entered responses to survey questions on their mobile devices where survey data was instantly submitted to a regional command center. The survey questions were focused on gathering demographic information and subpopulation as required by HUD. The instrument focused on gathering responses that were used to create an identifier and to determine the number of persons for each subpopulation required by HUD. All information gathered through this instrument remains confidential.

During the count, volunteers collected the following information from each person that was surveyed: first initial of first name, first initial of last name, gender, race, age by code, and physical disability. The information for each encounter was exported into a database. The information was used to create an identifier for each person. For example, a homeless person may have the following code of "WTM56Y." This means that this person's first name began with "W", last name began with "T", he was male "M", he was White "5", in the age range of 45-54 "6", and said "yes" when asked if they had a physical disability.

FIRST INITIAL	LAST INITIAL	GENDER	RACE	AGE	PHYSICAL DISABILITY
W	T	M	5	6	Yes

If the same identifier appeared more than once, it was assumed that this was the same person and the person would only be counted once. An example to illustrate how this process worked is noted in the table below. Numbers 6 and 7 (shaded in gray) would be considered the same person. If for some reason there was doubt that numbers 6 and 7 were the same person, other data collected on the same two people would be used to address the doubt.



METHODOLOGY

NUMBER OF PERSONS	FIRST INITIAL	LAST INITIAL	GENDER	RACE	AGE	PHYSICAL DISABILITY
1	J	H	F	5	6	No
2	H	T	M	4	7	No
3	R	K	F	4	5	No
4	K	N	M	1	4	Yes
5	F	A	M	3	3	No
6	J	F	M	5	5	Yes
7	J	F	M	5	5	Yes

¹ The code for race was 1=African American or Black; 2=American Indian or Alaskan Native; 3=Asian; 4=Native Hawaiian or Pacific Islander; 5=White; 6=Multiple Races or Other, 7= Don't Know; and 8= Refused to Answer.

² The code for age included: 0=under 5; 1=5-12; 2=13-17; 3=18-24; 4=25-34; 5=35-44; 6=45-54; 7=55-64; and 8=65+.

The survey instrument also focused on gathering responses to several questions to determine the number of persons for each of the eight subpopulations required by HUD, which include:

- Chronically Homeless Individuals or Families;
- Persons with HIV/AIDS;
- Persons with Chronic Substance Abuse;
- Persons with Severe Mental Illness;
- Unaccompanied Youth under Age 18;
- Veterans;
- Persons fleeing Domestic Violence; and
- Youth Ages 18 to 24.

Other subpopulation data was also collected for:

- Persons released from jail during past 12 months after serving a court-ordered sentence;
- Persons with a Physical Disability;
- Persons with a Developmental Disability;
- Persons with Chronic Health Conditions;
- Persons with Pets; and
- Seniors age 65+.

A HUD approved extrapolation methodology was used to estimate population demographics for the observation surveys. This methodology applies the surveyed proportion of demographic data to the total population experiencing homelessness for an extrapolated estimate.

The sheltered count included the number of persons and households sleeping in emergency shelters and transitional housing, which are listed on the Housing Inventory Chart (see Appendix C). In addition, any persons staying in hotels or motels paid by a social services agency or local jurisdiction were included in the sheltered count per HUD's guidance. The Housing Inventory Chart is updated annually and submitted to HUD each Spring, as part of the annual Point In Time Count. County Executive Office (CEO) staff include any new programs, list projects under development, and confirm all beds/units that were operational for the Housing Inventory Chart. HUD encourages the use of HMIS data to generate sheltered counts and gather the number of occupied beds. Data was also collected for non-participating HMIS programs that serve people experiencing homelessness. The same survey questions are used to collect this data.



APPENDIX A: FINDINGS FOR EACH CITY CONCERNING UNSHELTERED ADULTS

Camarillo

Total Number of Unsheltered Persons:	68
Total Unsheltered Adults:	<u>66 (2 children)</u>

DEMOGRAPHIC INFORMATION	n=66	
	Number	Percent
Are you a current or former foster youth?	2	3.0
Are you a survivor of domestic violence?	4	6.0
Are you currently experiencing homelessness because you are fleeing domestic violence dating violence sexual assault or stalking?	1	1.5
Are you a veteran?	2	3.0
Are you working with a service provider or case manager?	22	33.3
Chronically Homeless*	20	30.3
Did you become homeless for the first time during the last 12 months?	10	15.1
Do you have a chronic health condition?	18	27.3
Do you have a developmental disability?	4	6.0
Do you have a mental health disorder?	18	27.3
Do you have a physical disability?	16	24.2
Do you have a substance use disorder?	11	16.6
Do you have AIDS or an HIV related illness?	0	0.0
Do you have any pets with you?	12	18.2
Do you receive disability benefits?	9	13.6
Do you remember the address of the place you were living before you became homeless this time?	29	44.0
Have you been released from jail or prison in the last 12 months?	12	18.2
How long have you been homeless this time?		
0 to 3 months	3	4.6
4 to 6 months	3	4.6
7 to 11 months	0	0.0
12 to 23 months	11	16.6
24 to 35 months	1	1.5
36 months or more	45	68.2
Unknown	3	4.6
Total:	66	100**

UNSHELTERED SUBPOPULATION SUMMARIES

CHRONICALLY HOMELESS ADULTS (continued)

DEMOGRAPHIC INFORMATION	n=66	
	#	%
How long in months have you been in this community?		
0 to 3 months	8	12.1
4 to 6 months	3	4.6
7 to 11 months	3	4.6
12 to 23 months	4	6.0
24 to 35 months	2	3.0
36 months or more	43	65.1
Unknown	3	4.6
Total	66	100
How many months did you stay in shelter or on the streets over the past 3 years?		
0 to 3 months	2	3.0
4 to 6 months	1	1.5
7 to 11 months	0	0.0
12 to 23 months	3	4.6
24 to 35 months	2	3.0
36 months or more	34	51.5
Unknown	24	36.4
Total	66	100
How much is your monthly income?		
No Income	31	47.0
\$1 - \$500	9	13.6
\$501 - \$1,000	3	4.6
More than \$1,000	13	19.7
Unknown	10	15.1
Total	66	100
Is this the first time you have been homeless?	21	31.8
What is your age?		
18 to 24	1	1.5
25 to 34	8	12.1
35 to 44	8	12.1
45 to 54	13	19.7
55 to 64	27	40.9
65+	9	13.6
Total	66	100**

UNSHELTERED SUBPOPULATION SUMMARIES

CHRONICALLY HOMELESS ADULTS (continued)

DEMOGRAPHIC INFORMATION	n=453	
	#	%
What is your sex?		
Women (Girl if child)	22	33.3
Man (Boy if child)	42	63.7
Unknown	2	3.0
Total	66	100
What is your race/ethnicity?		
American Indian, Alaska Native, or Indigenous	15	22.7
Asian or Asian American	4	6.0
Black, African American or African	8	12.1
Hispanic/Latina/e/o	9	13.6
Middle Eastern or North African	0	0.0
Native Hawaiian or Pacific Islander	1	1.5
White	29	44.0
Multiple Races or Other	0	0.0
Unknown	0	0.0
Total	66	100**
Where were you sleeping on the night of the Count?		
Abandoned building	0	0.0
Bus, train station, airport	1	1.5
Outdoor encampment	1	1.5
Park	2	3.0
Street or sidewalk	10	15.1
Under bridge/overpass	0	0.0
Vehicle/boat/RV	51	77.3
Other	0	0.0
Unkown	1	1.5
Total	66	100**

Several questions were asked to determine if the adult met HUD's definition of chronic homelessness which is an individual with a disability as defined in section 401(9) of the McKinney-Vento Assistance Act (42 U.S.C. 11360(9)) and who lives in a place not meant for human habitation, a safe haven, or in an emergency shelter, and has been homeless and living as described for at least 12 months or on at least 4 separate occasions in the last 3 years, as long as the combined occasions equal at least 12 months.

**Percentage equals more than 100 percent due to rounding.

UNSHELTERED SUBPOPULATION SUMMARIES

Fillmore

Total Number of Unsheltered Persons: 18
 Total Unsheltered Adults: 18 (0 children)

DEMOGRAPHIC INFORMATION	N=18	
	NUMBER	PERCENT
Are you a current or former foster youth?	1	5.5
Are you a survivor of domestic violence?	0	0.0
Are you currently experiencing homelessness because you are fleeing domestic violence dating violence sexual assault or stalking?	0	0.0
Are you a veteran?	1	5.5
Are you working with a service provider or case manager?	3	16.7
Chronically Homeless*	6	33.3
Did you become homeless for the first time during the last 12 months?	6	33.3
Do you have a chronic health condition?	4	22.2
Do you have a developmental disability?	1	5.5
Do you have a mental health disorder?	4	22.2
Do you have a physical disability?	3	16.7
Do you have a substance use disorder?	10	55.5
Do you have AIDS or an HIV related illness?	0	0.0
Do you have any pets with you?	1	5.5
Do you receive disability benefits?	1	5.5
Do you remember the address of the place you were living before you became homeless this time?	8	44.4
Have you been released from jail or prison in the last 12 months?	11	61.1
How long have you been homeless this time?		
0 to 3 months	1	5.5
4 to 6 months	0	0.0
7 to 11 months	1	5.5
12 to 23 months	3	16.7
24 to 35 months	3	16.7
36 months or more	7	38.9
Unknown	3	16.7
Total:	18	100
How long in months have you been in this community?		
0 to 3 months	3	16.7
4 to 6 months	0	0.0
7 to 11 months	1	5.5
12 to 23 months	3	16.7

UNSHELTERED SUBPOPULATION SUMMARIES

CHRONICALLY HOMELESS ADULTS *(continued)*

24 to 35 months	3	16.7
36 months or more	7	38.9
Unknown	1	5.5
Total:	18	100
How many months did you stay in shelter or on the streets over the past 3 years?		
0 to 3 months	0	0.0
4 to 6 months	0	0.0
7 to 11 months	0	0.0
12 to 23 months	0	0.0
24 to 35 months	0	0.0
36 months or more	3	16.7
Unknown	15	83.3
Total:	18	100
How much is your monthly income?		
No Income	7	38.9
\$1 - \$500	3	16.7
\$501 - \$1,000	1	5.5
More than \$1,000	7	38.9
Unknown	0	0
Total:	18	100
Is this the first time you have been homeless?	14	77.8
What is your age?		
18 to 24	0	0.0
25 - 34	1	5.5
35 - 44	11	61.1
45 - 54	3	16.7
55 - 64	3	16.7
65+	0	0.0
Total:	18	100
What is your sex?		
Women (Girl if child)	7	38.9
Man (Boy if child)	11	61.1
Unknown	0	0.0
Total:	18	100

UNSHELTERED SUBPOPULATION SUMMARIES

CHRONICALLY HOMELESS ADULTS <i>(continued)</i>		
What is your race/ethnicity?		
American Indian, Alaska Native, or Indigenous	0	0.0
Asian or Asian American	0	0.0
Black, African American or African	0	0.0
Hispanic/Latina/e/o	13	72.2
Middle Eastern or North African	0	0.0
Native Hawaiian or Pacific Islander	1	5.5
White	3	16.7
Multiple Races or Other	0	0.0
Unknown	1	5.5
Total:	18	100**
Where were you sleeping on the night of the Count?		
Abandoned building	0	0.0
Bus, train station, airport	0	0.0
Outdoor encampment	17	94.5
Park	0	0.0
Street or sidewalk	0	0.0
Under bridge/overpass	1	5.5
Vehicle/boat/RV	0	0.0
Other	0	0.0
Unknown	0	0.0
Total:	18	100

Several questions were asked to determine if the adult met HUD's definition of chronic homelessness which is an individual with a disability as defined in section 401(9) of the McKinney-Vento Assistance Act (42 U.S.C. 11360(9)) and who lives in a place not meant for human habitation, a safe haven, or in an emergency shelter, and has been homeless and living as described for at least 12 months or on at least 4 separate occasions in the last 3 years, as long as the combined occasions equal at least 12 months.

**Percentage equals less than 100 percent due to rounding.



VENTURA COUNTY CONTINUUM OF CARE



2026 HOMELESS COUNT REPORT

UNSHELTERED SUBPOPULATION SUMMARIES

Ojai

Total Number of Unsheltered Persons:	62
Total Unsheltered Adults:	61 (1 child)

DEMOGRAPHIC INFORMATION	N=61	
	NUMBER	PERCENT
Are you a current or former foster youth?	3	4.9
Are you a survivor of domestic violence?	19	31.1
<ul style="list-style-type: none"> Are you currently experiencing homelessness because you are fleeing domestic violence dating violence sexual assault or stalking? 	1	1.6
Are you a veteran?	3	4.9
Are you working with a service provider or case manager?	42	68.8
Chronically Homeless*	32	52.5
Did you become homeless for the first time during the last 12 months?	4	6.5
Do you have a chronic health condition?	35	57.4
Do you have a developmental disability?	3	4.9
Do you have a mental health disorder?	20	32.8
Do you have a physical disability?	27	44.3
Do you have a substance use disorder?	7	11.5
Do you have AIDS or an HIV related illness?	1	1.6
Do you have any pets with you?	20	32.8
Do you receive disability benefits?	6	9.8
Do you remember the address of the place you were living before you became homeless this time?	24	39.3
Have you been released from jail or prison in the last 12 months?	4	6.5
How long have you been homeless this time?		
0 to 3 months	0	0.0
4 to 6 months	5	8.2
7 to 11 months	1	1.6
12 to 23 months	3	4.9
24 to 35 months	11	18.0
36 months or more	40	65.6
Unknown	1	1.6
Total:	61	100**
How long in months have you been in this community?		
0 to 3 months	1	1.6
4 to 6 months	0	0.0
7 to 11 months	1	1.6
12 to 23 months	1	1.6

UNSHELTERED SUBPOPULATION SUMMARIES

CHRONICALLY HOMELESS ADULTS <i>(continued)</i>		
24 to 35 months	5	8.2
36 months or more	50	82.0
Unknown	3	4.9
Total:	61	100**
How many months did you stay in shelter or on the streets over the past 3 years?		
0 to 3 months	4	6.5
4 to 6 months	1	1.6
7 to 11 months	0	0.0
12 to 23 months	3	4.9
24 to 35 months	6	9.8
36 months or more	25	41.0
Unknown	22	36.1
Total:	61	100**
How much is your monthly income?		
No Income	22	36.1
\$1 - \$500	6	9.8
\$501 - \$1,000	7	11.5
More than \$1,000	18	29.5
Unknown	8	13.1
Total:	61	100
Is this the first time you have been homeless?		
	21	34.4
What is your age?		
18 to 24	1	1.6
25 - 34	4	6.5
35 - 44	17	27.9
45 - 54	12	19.7
55 - 64	10	16.4
65+	17	27.9
Total:	61	100
What is your sex?		
Women (Girl if child)	21	34.4
Man (Boy if child)	40	65.6
Unknown	0	0.0
Total:	61	100

UNSHELTERED SUBPOPULATION SUMMARIES

CHRONICALLY HOMELESS ADULTS <i>(continued)</i>		
What is your race/ethnicity?		
American Indian, Alaska Native, or Indigenous	3	4.9
Asian or Asian American	0	0.0
Black, African American or African	3	4.9
Hispanic/Latina/e/o	14	23.0
Middle Eastern or North African	0	0.0
Native Hawaiian or Pacific Islander	0	0.0
White	38	62.3
Multiple Races or Other	3	4.9
Unknown	0	0.0
Total:	61	100
Where were you sleeping on the night of the Count?		
Abandoned building	0	0.0
Bus, train station, airport	1	1.6
Outdoor encampment	25	41.1
Park	5	8.2
Street or sidewalk	9	14.7
Under bridge/overpass	0	0.0
Vehicle/boat/RV	17	27.9
Other	4	6.5
Unknown	0	0.0
Total:	61	100

Several questions were asked to determine if the adult met HUD's definition of chronic homelessness which is an individual with a disability as defined in section 401(9) of the McKinney-Vento Assistance Act (42 U.S.C. 11360(9)) and who lives in a place not meant for human habitation, a safe haven, or in an emergency shelter, and has been homeless and living as described for at least 12 months or on at least 4 separate occasions in the last 3 years, as long as the combined occasions equal at least 12 months.

**Percentage equals less than 100 percent due to rounding.

UNSHELTERED SUBPOPULATION SUMMARIES

Oxnard

Total Number of Unsheltered Persons:	358
Total Unsheltered Adults:	356 (2 children)

DEMOGRAPHIC INFORMATION	N=356	
	NUMBER	PERCENT
Are you a current or former foster youth?	21	5.9
Are you a survivor of domestic violence?	78	21.9
Are you currently experiencing homelessness because you are fleeing domestic violence dating violence sexual assault or stalking?	23	6.5
Are you a veteran?	12	3.4
Are you working with a service provider or case manager?	55	15.5
Chronically Homeless*	146	41.0
Did you become homeless for the first time during the last 12 months?	71	19.9
Do you have a chronic health condition?	119	33.4
Do you have a developmental disability?	25	7.0
Do you have a mental health disorder?	109	30.6
Do you have a physical disability?	98	27.5
Do you have a substance use disorder?	59	16.6
Do you have AIDS or an HIV related illness?	5	1.4
Do you have any pets with you?	69	19.4
Do you receive disability benefits?	43	12.1
Do you remember the address of the place you were living before you became homeless this time?	146	41.0
Have you been released from jail or prison in the last 12 months?	93	26.1
How long have you been homeless this time?		
0 to 3 months	27	7.6
4 to 6 months	19	5.3
7 to 11 months	25	7.0
12 to 23 months	34	9.6
24 to 35 months	34	9.6
36 months or more	203	57.0
Unknown	14	3.9
Total:	356	100
How long in months have you been in this community?		
0 to 3 months	23	6.5
4 to 6 months	12	3.4
7 to 11 months	23	6.5
12 to 23 months	30	8.4

UNSHELTERED SUBPOPULATION SUMMARIES

CHRONICALLY HOMELESS ADULTS *(continued)*

24 to 35 months	16	4.5
36 months or more	237	66.5
Unknown	15	4.2
Total:	356	100
How many months did you stay in shelter or on the streets over the past 3 years?		
0 to 3 months	18	5.1
4 to 6 months	12	3.4
7 to 11 months	9	2.5
12 to 23 months	14	3.9
24 to 35 months	11	3.1
36 months or more	82	23.0
Unknown	210	59.0
Total:	356	100
How much is your monthly income?		
No Income	231	64.9
\$1 - \$500	34	9.6
\$501 - \$1,000	25	7.0
More than \$1,000	30	8.4
Unknown	36	10.1
Total:	356	100
Is this the first time you have been homeless?	71	19.9
What is your age?		
18 to 24	5	1.4
25 - 34	53	14.9
35 - 44	94	26.4
45 - 54	97	27.2
55 - 64	73	20.5
65+	34	9.6
Total:	356	100
What is your sex?		
Women (Girl if child)	89	25.0
Man (Boy if child)	263	73.9
Unknown	4	1.1
Total:	356	100

UNSHELTERED SUBPOPULATION SUMMARIES

CHRONICALLY HOMELESS ADULTS <i>(continued)</i>		
What is your race/ethnicity?		
American Indian, Alaska Native, or Indigenous	16	4.5
Asian or Asian American	0	0.0
Black, African American or African	34	9.5
Hispanic/Latina/e/o	224	62.9
Middle Eastern or North African	0	0.0
Native Hawaiian or Pacific Islander	2	0.6
White	78	21.9
Multiple Races or Other	2	0.6
Unknown	0	0.0
Total:	356	100
Where were you sleeping on the night of the Count?		
Abandoned building	11	3.0
Bus, train station, airport	5	1.4
Outdoor encampment	60	16.9
Park	34	9.5
Street or sidewalk	132	37.1
Under bridge/overpass	3	1.0
Vehicle/boat/RV	100	28.1
Other	11	3.0
Unknown	0	0.0
Total:	356	100

Several questions were asked to determine if the adult met HUD's definition of chronic homelessness which is an individual with a disability as defined in section 401(9) of the McKinney-Vento Assistance Act (42 U.S.C. 11360(9)) and who lives in a place not meant for human habitation, a safe haven, or in an emergency shelter, and has been homeless and living as described for at least 12 months or on at least 4 separate occasions in the last 3 years, as long as the combined occasions equal at least 12 months.

UNSHELTERED SUBPOPULATION SUMMARIES

Port Hueneme

Total Number of Unsheltered Persons: 13
 Total Unsheltered Adults: 11 (2 children)

DEMOGRAPHIC INFORMATION	N=11	
	NUMBER	PERCENT
Are you a current or former foster youth?	0	0.0
Are you a survivor of domestic violence?	1	9.0
Are you currently experiencing homelessness because you are fleeing domestic violence dating violence sexual assault or stalking?	0	0.0
Are you a veteran?	1	9.0
Are you working with a service provider or case manager?	3	27.3
Chronically Homeless*	2	18.2
Did you become homeless for the first time during the last 12 months?	1	9.0
Do you have a chronic health condition?	5	45.5
Do you have a developmental disability?	1	9.0
Do you have a mental health disorder?	3	27.3
Do you have a physical disability?	2	18.2
Do you have a substance use disorder?	3	27.3
Do you have AIDS or an HIV related illness?	0	0.0
Do you have any pets with you?	2	18.2
Do you receive disability benefits?	1	9.0
Do you remember the address of the place you were living before you became homeless this time?	5	45.5
Have you been released from jail or prison in the last 12 months?	2	18.2
How long have you been homeless this time?		
0 to 3 months	0	0.0
4 to 6 months	0	0.0
7 to 11 months	3	27.3
12 to 23 months	0	0.0
24 to 35 months	2	18.2
36 months or more	4	36.3
Unknown	2	18.2
Total:	11	100
How long in months have you been in this community?		
0 to 3 months	2	18.2
4 to 6 months	0	0.0
7 to 11 months	1	9.0
12 to 23 months	0	0.0

UNSHELTERED SUBPOPULATION SUMMARIES

CHRONICALLY HOMELESS ADULTS <i>(continued)</i>		
24 to 35 months	0	0.0
36 months or more	6	54.6
Unknown	2	18.2
Total:	11	100
How many months did you stay in shelter or on the streets over the past 3 years?		
0 to 3 months	6	54.6
4 to 6 months	0	0.0
7 to 11 months	0	0.0
12 to 23 months	0	0.0
24 to 35 months	1	9.0
36 months or more	2	18.2
Unknown	2	18.2
Total:	11	100
How much is your monthly income?		
No Income	6	54.6
\$1 - \$500	1	9.0
\$501 - \$1,000	0	0.0
More than \$1,000	2	18.2
Unknown	2	18.2
Total:	11	100
Is this the first time you have been homeless?		
	1	9.0
What is your age?		
18 to 24	0	0.0
25 - 34	2	18.2
35 - 44	1	9.0
45 - 54	5	45.5
55 - 64	3	27.3
65+	0	0.0
Total:	11	100
What is your sex?		
Women (Girl if child)	2	18.2
Man (Boy if child)	8	72.7
Unknown	1	9.0
Total:	11	100**

UNSHELTERED SUBPOPULATION SUMMARIES

CHRONICALLY HOMELESS ADULTS *(continued)*

What is your race/ethnicity?		
American Indian, Alaska Native, or Indigenous	0	0.0
Asian or Asian American	0	0.0
Black, African American or African	0	0.0
Hispanic/Latina/e/o	5	45.5
Middle Eastern or North African	0	0.0
Native Hawaiian or Pacific Islander	0	0.0
White	5	45.5
Multiple Races or Other	0	0.0
Unknown	1	9.0
Total:	11	100
Where were you sleeping on the night of the Count?		
Abandoned building	1	9.0
Bus, train station, airport	0	0.0
Outdoor encampment	2	18.2
Park	0	0.0
Street or sidewalk	4	36.3
Under bridge/overpass	0	0.0
Vehicle/boat/RV	3	27.3
Other	0	0.0
Unknown	1	9.0
Total:	11	100**

Several questions were asked to determine if the adult met HUD's definition of chronic homelessness which is an individual with a disability as defined in section 401(9) of the McKinney-Vento Assistance Act (42 U.S.C. 11360(9)) and who lives in a place not meant for human habitation, a safe haven, or in an emergency shelter, and has been homeless and living as described for at least 12 months or on at least 4 separate occasions in the last 3 years, as long as the combined occasions equal at least 12 months.

**Percentage equals less than 100 percent due to rounding.

UNSHELTERED SUBPOPULATION SUMMARIES

Santa Paula

Total Number of Unsheltered Persons:	39
Total Unsheltered Adults:	39 (0 children)

DEMOGRAPHIC INFORMATION	N=39	
	NUMBER	PERCENT
Are you a current or former foster youth?	0	0.0
Are you a survivor of domestic violence?	1	2.6
Are you currently experiencing homelessness because you are fleeing domestic violence dating violence sexual assault or stalking?	0	0.0
Are you a veteran?	0	0.0
Are you working with a service provider or case manager?	5	12.8
Chronically Homeless*	14	35.9
Did you become homeless for the first time during the last 12 months?	1	2.6
Do you have a chronic health condition?	10	25.6
Do you have a developmental disability?	1	2.6
Do you have a mental health disorder?	8	20.5
Do you have a physical disability?	5	12.8
Do you have a substance use disorder?	19	48.7
Do you have AIDS or an HIV related illness?	0	0.0
Do you have any pets with you?	3	7.7
Do you receive disability benefits?	2	5.1
Do you remember the address of the place you were living before you became homeless this time?	13	33.3
Have you been released from jail or prison in the last 12 months?	9	23.1
How long have you been homeless this time?		
0 to 3 months	1	2.6
4 to 6 months	0	0.0
7 to 11 months	3	7.7
12 to 23 months	3	7.7
24 to 35 months	3	7.7
36 months or more	14	35.9
Unknown	15	38.4
Total:	39	100
How long in months have you been in this community?		
0 to 3 months	2	5.1
4 to 6 months	2	5.1
7 to 11 months	1	2.6
12 to 23 months	2	5.1

UNSHELTERED SUBPOPULATION SUMMARIES

CHRONICALLY HOMELESS ADULTS *(continued)*

24 to 35 months	0	0.0
36 months or more	14	35.9
Unknown	18	46.2
Total:	39	100
How many months did you stay in shelter or on the streets over the past 3 years?		
0 to 3 months	7	18.0
4 to 6 months	1	2.6
7 to 11 months	2	5.1
12 to 23 months	0	0.0
24 to 35 months	2	5.1
36 months or more	5	12.8
Unknown	22	56.4
Total:	39	100
How much is your monthly income?		
No Income	17	43.6
\$1 - \$500	2	5.1
\$501 - \$1,000	1	2.6
More than \$1,000	0	0.0
Unknown	19	48.7
Total:	39	100
Is this the first time you have been homeless?	8	20.5
What is your age?		
18 to 24	0	0.0
25 - 34	5	12.8
35 - 44	16	41.0
45 - 54	8	20.5
55 - 64	9	23.1
65+	1	2.6
Total:	39	100
What is your sex?		
Women (Girl if child)	10	25.6
Man (Boy if child)	27	69.2
Unknown	2	5.1
Total:	39	100**
What is your race/ethnicity?		

UNSHELTERED SUBPOPULATION SUMMARIES

CHRONICALLY HOMELESS ADULTS *(continued)*

American Indian, Alaska Native, or Indigenous	0	0.0
Asian or Asian American	0	0.0
Black, African American or African	0	0.0
Hispanic/Latina/e/o	28	71.8
Middle Eastern or North African	0	0.0
Native Hawaiian or Pacific Islander	0	0.0
White	7	18.0
Multiple Races or Other	2	5.1
Unknown	2	5.1
Total:	39	100
Where were you sleeping on the night of the Count?		
Abandoned building	0	0.0
Bus, train station, airport	0	0.0
Outdoor encampment	13	33.3
Park	2	5.1
Street or sidewalk	8	20.5
Under bridge/overpass	5	12.8
Vehicle/boat/RV	9	23.1
Other	2	5.1
Unknown	0	0.0
Total:	39	100**

Several questions were asked to determine if the adult met HUD's definition of chronic homelessness which is an individual with a disability as defined in section 401(9) of the McKinney-Vento Assistance Act (42 U.S.C. 11360(9)) and who lives in a place not meant for human habitation, a safe haven, or in an emergency shelter, and has been homeless and living as described for at least 12 months or on at least 4 separate occasions in the last 3 years, as long as the combined occasions equal at least 12 months.

**Percentage equals less than 100 percent due to rounding.

UNSHELTERED SUBPOPULATION SUMMARIES

Simi Valley

Total Number of Unsheltered Persons: 116
 Total Unsheltered Adults: 116 (0 children)

DEMOGRAPHIC INFORMATION	N=116	
	NUMBER	PERCENT
Are you a current or former foster youth?	2	1.7
Are you a survivor of domestic violence?	10	8.6
Are you currently experiencing homelessness because you are fleeing domestic violence dating violence sexual assault or stalking?	4	3.4
Are you a veteran?	9	7.7
Are you working with a service provider or case manager?	33	28.4
Chronically Homeless*	34	29.3
Did you become homeless for the first time during the last 12 months?	21	18.1
Do you have a chronic health condition?	32	27.6
Do you have a developmental disability?	11	9.5
Do you have a mental health disorder?	23	19.8
Do you have a physical disability?	27	23.3
Do you have a substance use disorder?	19	16.4
Do you have AIDS or an HIV related illness?	1	1.0
Do you have any pets with you?	19	16.4
Do you receive disability benefits?	13	11.2
Do you remember the address of the place you were living before you became homeless this time?	46	39.6
Have you been released from jail or prison in the last 12 months?	18	15.5
How long have you been homeless this time?		
0 to 3 months	10	8.6
4 to 6 months	6	5.2
7 to 11 months	6	5.2
12 to 23 months	12	10.3
24 to 35 months	8	6.9
36 months or more	72	62.1
Unknown	2	1.7
Total:	116	100
How long in months have you been in this community?		
0 to 3 months	14	12.5
4 to 6 months	2	1.7
7 to 11 months	4	3.8

UNSHELTERED SUBPOPULATION SUMMARIES

CHRONICALLY HOMELESS ADULTS <i>(continued)</i>		
12 to 23 months	7	5.8
24 to 35 months	4	3.4
36 months or more	84	71.2
Unknown	1	1.0
Total:	116	100
How many months did you stay in shelter or on the streets over the past 3 years?		
0 to 3 months	25	21.5
4 to 6 months	1	1.0
7 to 11 months	0	0.0
12 to 23 months	3	2.5
24 to 35 months	0	0.0
36 months or more	27	23.3
Unknown	60	51.7
Total:	116	100
How much is your monthly income?		
No Income	56	48.3
\$1 - \$500	13	11.2
\$501 - \$1,000	7	6.0
More than \$1,000	28	24.1
Unknown	12	10.4
Total:	116	100
Is this the first time you have been homeless?		
	55	47.1
What is your age?		
18 to 24	6	5.2
25 - 34	8	6.9
35 - 44	29	25.0
45 - 54	20	17.2
55 - 64	39	33.6
65+	14	12.1
Total:	116	100
What is your sex?		
Women (Girl if child)	36	31.0

UNSHELTERED SUBPOPULATION SUMMARIES

CHRONICALLY HOMELESS ADULTS <i>(continued)</i>		
Man (Boy if child)	77	66.4
Unknown	3	2.6
Total:	116	100
What is your race/ethnicity?		
American Indian, Alaska Native, or Indigenous	4	3.5
Asian or Asian American	2	1.7
Black, African American or African	7	6.0
Hispanic/Latina/e/o	35	30.2
Middle Eastern or North African	0	0.0
Native Hawaiian or Pacific Islander	2	1.7
White	64	55.2
Multiple Races or Other	2	1.7
Unknown	0	0.0
Total:	116	100
Where were you sleeping on the night of the Count?		
Abandoned building	0	0.0
Bus, train station, airport	1	1.0
Outdoor encampment	38	32.7
Park	1	1.0
Street or sidewalk	25	21.5
Under bridge/overpass	7	6.0
Vehicle/boat/RV	38	32.7
Other	6	5.2
Unknown	0	0.0
Total:	116	100**

Several questions were asked to determine if the adult met HUD's definition of chronic homelessness which is an individual with a disability as defined in section 401(9) of the McKinney-Vento Assistance Act (42 U.S.C. 11360(9)) and who lives in a place not meant for human habitation, a safe haven, or in an emergency shelter, and has been homeless and living as described for at least 12 months or on at least 4 separate occasions in the last 3 years, as long as the combined occasions equal at least 12 months.

**Percentage equals more than 100 percent due to rounding.

UNSHELTERED SUBPOPULATION SUMMARIES

Thousand Oaks

Total Number of Unsheltered Persons: 58
 Total Unsheltered Adults: 58 (0 children)

DEMOGRAPHIC INFORMATION	N=58	
	NUMBER	PERCENT
Are you a current or former foster youth?	0	0.0
Are you a survivor of domestic violence?	3	5.2
<ul style="list-style-type: none"> Are you currently experiencing homelessness because you are fleeing domestic violence dating violence sexual assault or stalking? 	2	3.4
Are you a veteran?	0	0.0
Are you working with a service provider or case manager?	7	12.1
Chronically Homeless*	3	5.2
Did you become homeless for the first time during the last 12 months?	3	5.2
Do you have a chronic health condition?	7	12.1
Do you have a developmental disability?	0	0.0
Do you have a mental health disorder?	5	8.6
Do you have a physical disability?	5	8.6
Do you have a substance use disorder?	2	3.4
Do you have AIDS or an HIV related illness?	0	0.0
Do you have any pets with you?	5	8.6
Do you receive disability benefits?	2	3.4
Do you remember the address of the place you were living before you became homeless this time?	10	17.2
Have you been released from jail or prison in the last 12 months?	5	8.6
How long have you been homeless this time?		
0 to 3 months	3	5.2
4 to 6 months	2	3.4
7 to 11 months	0	0.0
12 to 23 months	0	0.0
24 to 35 months	0	0.0
36 months or more	20	34.5
Unknown	33	57.1
Total:	58	100
How long in months have you been in this community?		
0 to 3 months	2	3.4
4 to 6 months	2	3.4
7 to 11 months	2	3.4
12 to 23 months	2	3.4

UNSHELTERED SUBPOPULATION SUMMARIES

CHRONICALLY HOMELESS ADULTS <i>(continued)</i>		
24 to 35 months	0	0.0
36 months or more	16	27.6
Unknown	34	58.6
Total:	58	100**
How many months did you stay in shelter or on the streets over the past 3 years?		
0 to 3 months	3	5.2
4 to 6 months	2	3.4
7 to 11 months	0	0.0
12 to 23 months	0	0.0
24 to 35 months	0	0.0
36 months or more	7	12.1
Unknown	46	79.3
Total:	58	100
How much is your monthly income?		
No Income	7	12.1
\$1 - \$500	0	0.0
\$501 - \$1,000	2	3.4
More than \$1,000	3	5.2
Unknown	46	79.3
Total:	58	100
Is this the first time you have been homeless?		
	5	8.6
What is your age?		
18 to 24	0	0.0
25 - 34	7	12.1
35 – 44	18	31.0
45 – 54	10	17.2
55 - 64	16	27.6
65+	7	12.1
Total:	58	100
What is your sex?		
Women (Girl if child)	10	17.2
Man (Boy if child)	35	60.4
Unknown	13	22.4
Total:	58	100
What is your race/ethnicity?		
American Indian, Alaska Native, or Indigenous	0	0.0
Asian or Asian American	2	3.4
Black, African American or African	3	5.2

UNSHELTERED SUBPOPULATION SUMMARIES

CHRONICALLY HOMELESS ADULTS <i>(continued)</i>		
Hispanic/Latina/e/o	12	20.7
Middle Eastern or North African	0	0.0
Native Hawaiian or Pacific Islander	0	0.0
White	37	63.8
Multiple Races or Other	0	0.0
Unknown	4	6.9
Total:	58	100
Where were you sleeping on the night of the Count?		
Abandoned building	0	0.0
Bus, train station, airport	0	0.0
Outdoor encampment	13	22.4
Park	10	17.2
Street or sidewalk	22	37.9
Under bridge/overpass	2	3.4
Vehicle/boat/RV	8	13.8
Other	3	5.2
Unknown	0	0.0
Total:	58	100**

Several questions were asked to determine if the adult met HUD's definition of chronic homelessness which is an individual with a disability as defined in section 401(9) of the McKinney-Vento Assistance Act (42 U.S.C. 11360(9)) and who lives in a place not meant for human habitation, a safe haven, or in an emergency shelter, and has been homeless and living as described for at least 12 months or on at least 4 separate occasions in the last 3 years, as long as the combined occasions equal at least 12 months.

**Percentage equals less than 100 percent due to rounding.



UNSHELTERED SUBPOPULATION SUMMARIES

Ventura

Total Number of Unsheltered Persons: 280
 Total Unsheltered Adults: 279 (1 child)

DEMOGRAPHIC INFORMATION	N=279	
	NUMBER	PERCENT
Are you a current or former foster youth?	30	10.7
Are you a survivor of domestic violence?	50	17.9
<ul style="list-style-type: none"> Are you currently experiencing homelessness because you are fleeing domestic violence dating violence sexual assault or stalking? 	13	4.6
Are you a veteran?	9	3.2
Are you working with a service provider or case manager?	77	27.6
Chronically Homeless*	132	47.3
Did you become homeless for the first time during the last 12 months?	26	9.3
Do you have a chronic health condition?	82	29.4
Do you have a developmental disability?	27	9.7
Do you have a mental health disorder?	89	31.9
Do you have a physical disability?	74	26.5
Do you have a substance use disorder?	102	36.5
Do you have AIDS or an HIV related illness?	1	0.4
Do you have any pets with you?	108	38.7
Do you receive disability benefits?	21	7.5
Do you remember the address of the place you were living before you became homeless this time?	159	57.0
Have you been released from jail or prison in the last 12 months?	68	24.4
How long have you been homeless this time?		
0 to 3 months	6	2.2
4 to 6 months	7	2.5
7 to 11 months	7	2.5
12 to 23 months	7	2.5
24 to 35 months	24	8.6
36 months or more	205	73.5
Unknown	23	8.2
Total:	279	100
How long in months have you been in this community?		
0 to 3 months	10	3.6
4 to 6 months	9	3.2
7 to 11 months	11	3.9
12 to 23 months	13	4.7

UNSHELTERED SUBPOPULATION SUMMARIES

CHRONICALLY HOMELESS ADULTS *(continued)*

24 to 35 months	9	3.2
36 months or more	195	69.9
Unknown	32	11.5
Total:	279	100
How many months did you stay in shelter or on the streets over the past 3 years?		
0 to 3 months	44	15.8
4 to 6 months	3	1.0
7 to 11 months	6	2.2
12 to 23 months	3	1.0
24 to 35 months	9	3.2
36 months or more	94	33.7
Unknown	120	43.0
Total:	279	100**
How much is your monthly income?		
No Income	139	49.8
\$1 - \$500	44	15.8
\$501 - \$1,000	26	9.3
More than \$1,000	31	11.1
Unknown	39	14.0
Total:	279	100
Is this the first time you have been homeless?		
	98	35.1
What is your age?		
18 to 24	1	0.4
25 - 34	33	11.8
35 - 44	64	22.9
45 - 54	75	26.9
55 - 64	80	28.7
65+	26	9.3
Total:	279	100
What is your sex?		
Women (Girl if child)	98	35.1
Man (Boy if child)	168	60.2
Unknown	13	4.7
Total:	279	100

UNSHELTERED SUBPOPULATION SUMMARIES

CHRONICALLY HOMELESS ADULTS *(continued)*

What is your race/ethnicity?		
American Indian, Alaska Native, or Indigenous	9	3.2
Asian or Asian American	0	0.0
Black, African American or African	16	5.7
Hispanic/Latina/e/o	64	22.9
Middle Eastern or North African	1	0.4
Native Hawaiian or Pacific Islander	0	0.0
White	166	59.5
Multiple Races or Other	16	5.7
Unknown	7	2.5
Total:	279	100**
Where were you sleeping on the night of the Count?		
Abandoned building	1	0.4
Bus, train station, airport	3	1.1
Outdoor encampment	169	60.6
Park	6	2.1
Street or sidewalk	47	16.8
Under bridge/overpass	1	0.4
Vehicle/boat/RV	36	12.9
Other	16	5.7
Unknown	0	0.0
Total:	279	100

Several questions were asked to determine if the adult met HUD's definition of chronic homelessness which is an individual with a disability as defined in section 401(9) of the McKinney-Vento Assistance Act (42 U.S.C. 11360(9)) and who lives in a place not meant for human habitation, a safe haven, or in an emergency shelter, and has been homeless and living as described for at least 12 months or on at least 4 separate occasions in the last 3 years, as long as the combined occasions equal at least 12 months.

**Percentage equals less than 100 percent due to rounding.

UNSHELTERED SUBPOPULATION SUMMARIES

County Unincorporated

Total Number of Unsheltered Persons: 68
 Total Unsheltered Adults: 67 (1 child)

DEMOGRAPHIC INFORMATION	N=67	
	NUMBER	PERCENT
Are you a current or former foster youth?	2	3.0
Are you a survivor of domestic violence?	9	13.4
<ul style="list-style-type: none"> Are you currently experiencing homelessness because you are fleeing domestic violence dating violence sexual assault or stalking? 	2	3.0
Are you a veteran?	2	3.0
Are you working with a service provider or case manager?	17	25.4
Chronically Homeless*	15	22.4
Did you become homeless for the first time during the last 12 months?	5	7.5
Do you have a chronic health condition?	18	26.9
Do you have a developmental disability?	6	9.0
Do you have a mental health disorder?	12	17.9
Do you have a physical disability?	12	17.9
Do you have a substance use disorder?	15	22.4
Do you have AIDS or an HIV related illness?	0	0.0
Do you have any pets with you?	21	31.3
Do you receive disability benefits?	12	17.9
Do you remember the address of the place you were living before you became homeless this time?	26	38.8
Have you been released from jail or prison in the last 12 months?	15	22.4
How long have you been homeless this time?		
0 to 3 months	2	3.0
4 to 6 months	0	0.0
7 to 11 months	5	7.5
12 to 23 months	12	17.9
24 to 35 months	1	1.5
36 months or more	39	58.2
Unknown	8	11.9
Total:	67	100
How long in months have you been in this community?		
0 to 3 months	7	10.4
4 to 6 months	2	3.0
7 to 11 months	1	1.5
12 to 23 months	9	13.4

UNSHELTERED SUBPOPULATION SUMMARIES

CHRONICALLY HOMELESS ADULTS *(continued)*

24 to 35 months	2	3.0
36 months or more	43	64.2
Unknown	3	4.5
Total:	67	100
How many months did you stay in shelter or on the streets over the past 3 years?		
0 to 3 months	6	9.0
4 to 6 months	0	0.0
7 to 11 months	0	0.0
12 to 23 months	7	10.4
24 to 35 months	2	3.0
36 months or more	23	34.3
Unknown	29	43.3
Total:	67	100
How much is your monthly income?		
No Income	23	34.3
\$1 - \$500	10	14.9
\$501 - \$1,000	4	6.0
More than \$1,000	17	25.4
Unknown	13	19.4
Total:	67	100
Is this the first time you have been homeless?		
	21	31.3
What is your age?		
18 to 24	2	3.0
25 - 34	11	16.4
35 - 44	16	23.9
45 - 54	10	14.9
55 - 64	19	28.4
65+	9	13.4
Total:	67	100
What is your sex?		
Women (Girl if child)	26	38.8
Man (Boy if child)	41	61.2
Unknown	0	0.0
Total:	67	100

UNSHELTERED SUBPOPULATION SUMMARIES

CHRONICALLY HOMELESS ADULTS *(continued)*

What is your race/ethnicity?		
American Indian, Alaska Native, or Indigenous	0	0.0
Asian or Asian American	1	1.5
Black, African American or African	7	10.4
Hispanic/Latina/e/o	18	26.9
Middle Eastern or North African	0	0.0
Native Hawaiian or Pacific Islander	0	0.0
White	36	53.7
Multiple Races or Other	0	0.0
Unknown	5	7.5
Total:	67	100
Where were you sleeping on the night of the Count?		
Abandoned building	0	0.0
Bus, train station, airport	0	0.0
Outdoor encampment	20	29.8
Park	5	7.5
Street or sidewalk	1	1.5
Under bridge/overpass	1	1.5
Vehicle/boat/RV	40	59.7
Other	0	0.0
Unknown	0	0.0
Total:	67	100

Several questions were asked to determine if the adult met HUD's definition of chronic homelessness which is an individual with a disability as defined in section 401(9) of the McKinney-Vento Assistance Act (42 U.S.C. 11360(9)) and who lives in a place not meant for human habitation, a safe haven, or in an emergency shelter, and has been homeless and living as described for at least 12 months or on at least 4 separate occasions in the last 3 years, as long as the combined occasions equal at least 12 months.



APPENDIX B: 2026 SHELTERED AND UNSHELTERED SUMMARY

Unsheltered and Sheltered Adults and Children by Age

ADULTS:	SHELTERED		UNSHELTERED	
	#	%	#	%
Under Age 18	91	100	9	100
Subtotal:	91	100	9	100
Ages 18 - 24	54	9.3	18	1.7
Age 25 - 34	92	15.8	129	12.0
Age 35 - 44	107	18.4	271	25.3
Age 45 - 54	112	19.2	247	23.0
Age 55 - 64	148	25.4	288	26.9
Age 65+	70	12.0	119	11.1
Unknown	0	0	0	0
Subtotal:	583	100	1,072	100
Total:	674	100	1,081	100

Sex of Unsheltered and Sheltered Adults and Children

	SHELTERED				UNSHELTERED			
	ADULTS ONLY		ADULTS WITH CHILDREN		ADULTS ONLY		CHILDREN IN FAMILIES	
	#	%	#	%	#	%	#	%
Male (Boy if child)	329	63.9	40	25.2	735	68.6	5	55.6
Female (Girl if child)	186	36.1	119	74.8	337	31.4	4	44.4
Unknown	0	0.0	0	0.0	0	0.0	0	0.0
Total:	515	100	159	100	1,072	100	9	100

APPENDIX B

Race and Ethnicity for Unsheltered and Sheltered Adults and Children

	SHELTERED				UNSHELTERED			
	ADULTS ONLY		ADULTS WITH CHILDREN		ADULTS ONLY		CHILDREN IN FAMILIES	
	#	%	#	%	#	%	#	%
American Indian, Alaska Native, or Indigenous	5	1.0	1	0.6	50	4.7	0	0.0
Asian or Asian American	4	0.8	0	0.0	12	1.1	0	0.0
Black, African American or African	42	8.2	18	11.3	74	6.9	3	33.3
Hispanic/Latina/e/o	125	24.3	79	49.7	408	38.1	4	44.5
Middle Eastern or North African	1	0.2	1	0.6	1	0.1	0	0.0
Native Hawaiian or Pacific Islander	4	0.8	0	0.0	8	0.7	0	0.0
White	322	62.5	56	35.2	500	46.6	2	22.2
Multiple Races or Other	12	2.3	4	2.5	19	1.8	0	0.0
Unknown	0	0.0	0	0.0	0	0.0	0	0.0
Total:	515	100	159	100	1,072	100	9	100

Unsheltered Adults by Subpopulations

SUBPOPULATIONS:	SHELTERED						UNSHELTERED					
	2025		2026		DIFFERENCE		2025		2026		DIFFERENCE	
	#	%	#	%	#	%	#	%	#	%	#	%
Chronically Homeless Adults	366	51.1	322	47.8	-44	-12.0	453	36.0	403	37.6	-50	-11.0
Families including Chronically Homeless Families	9	1.3	6	0.9	-3	-33.3	10*	--	9**	--	-1	-10
Persons w/Chronic Health Conditions	-	0.0	-	0.0	-	0.0	393	31.3	335	31.3	-58	-14.8
Persons w/a Developmental Disability	-	0.0	-	0.0	-	0.0	103	8.2	82	7.7	-21	-20.4
Persons w/HIV/AIDS	10	1.4	2	0.3	-8	-80.0	9	0.7	9	0.8	0	0.0
Persons w/Mental Health Problems	139	19.4	97	14.4	-42	-30.2	341	27.1	292	27.2	-49	-14.4
Persons w/a Physical Disability	-	0.0	-	0.0	-	0.0	331	26.3	270	25.2	-61	-18.4
Substance Users	150	20.9	71	10.5	-79	-52.7	422	33.6	333	31.1	-89	-21.9
Veterans	22	3.1	24	3.6	2	9.1	64	5.1	41	3.8	-23	-35.9
Experiencing Homelessness Because of Domestic Violence, Dating Violence, Sexual Assault, or Stalking	15	3.5	20	3.9	5	33	245	19.5	167	15.6	-78	-31.8

Sex of Sheltered Veteran Households

ADULTS:	EMERGENCY SHELTER		TRANSITIONAL HOUSING	
	#	%	#	%
Male (Boy if child)	5	83	18	100
Female (Girl if child)	1	17	0	0
Unknown	0	0	0	0
Total:	6	100	18	100

Race and Ethnicity for Sheltered Veterans

ADULTS:	EMERGENCY SHELTER		TRANSITIONAL HOUSING	
	#	%	#	%
American Indian, Alaska Native, or Indigenous	0	0	1	5
Asian or Asian American	1	17	0	0
Black, African American or African	1	17	3	17
Hispanic/Latina/e/o	0	0	2	11
Middle Eastern or North African	0	0	0	0
Native Hawaiian or Pacific Islander	0	0	0	0
White	2	33	10	56
Multiple Races or Other	2	33	2	11
Unknown	0	0	0	0
Total:	6	100	18	100

Sex of Sheltered Unaccompanied Transitional Age Youth 18-24

ADULTS:	EMERGENCY SHELTER		TRANSITIONAL HOUSING	
	#	%	#	%
Male (Boy if child)	12	75	14	42
Female (Girl if child)	4	25	19	58
Unknown	0	0	0	0
Total:	16	100	33	100

Race and Ethnicity for Sheltered Unaccompanied Transitional Age Youth 18-24

ADULTS:	EMERGENCY SHELTER		TRANSITIONAL HOUSING	
	#	%	#	%
American Indian, Alaska Native, or Indigenous	0	0	1	3
Asian or Asian American	0	0	0	0
Black, African American or African	2	13	4	12
Hispanic/Latina/e/o	3	19	9	28
Middle Eastern or North African	1	6	3	9
Native Hawaiian or Pacific Islander	0	0	0	0
White	1	6	8	24
Multiple Races or Other	9	56	8	24
Unknown	0	0	0	0
Total:	16	100	33	100



APPENDIX C: EMERGENCY SHELTER AND SAFE HAVEN INVENTORY


Emergency Shelter and Safe Haven Inventory

PROJECT TYPE	ORGANIZATION NAME	PROJECT NAME	TARGET POPULATION	INVENTORY TYPE	BED TYPE	YEAR ROUND BEDS	TOTAL SEASONAL BEDS	PIT # CONFIRMED	TOTAL BEDS	UTILIZATION RATE
ES	City of Camarillo	City of Camarillo - Motel Voucher Program	N/A	Current	Facility Based Beds	1	N/A	1	1	100%
ES	Coalition for Family Harmony	Coalition for Family Harmony Emergency Shelter	N/A	Current	Facility Based Beds	56	N/A	3	56	5%
ES	CSU Channel Islands Universtiy	CSU Channel Islands - TAY Emergency Shelter Program	TAY	Current	Voucher Beds	5	N/A	0	5	0%
ES	City of Ventura	City of Ventura ERF - Emergency Shelter	N/A	Current	Facility Based Beds	27	N/A	27	27	100%
ES	Thousand Oaks	Hope the Mission-Thrive Grove Navigation Center ES-ERF	N/A	Current	Facility Based Beds	30	N/A	29	30	97%
ES	Human Services Agency	Human Services Agency, CHSP ES	N/A	Current	Voucher Beds	22	N/A	16	22	73%
ES	Human Services Agency	Human Services Agency, HDAP ES	N/A	Current	Voucher Beds	10	N/A	2	10	20%
ES	Human Services Agency	Human Services Agency, RAIN Bridge Housing Program	N/A	Current	Voucher Beds	65	N/A	57	65	88%
ES	Interface Children and Family Services	Interface - Basic Center Program- Emergency Shelter	TAY	Current	Facility Based Beds	6	N/A	0	6	0%
ES	Interface Children and Family Services	Interface Heart Human Trafficking Shelter	DV	Current	Facility Based Beds	6	N/A	3	6	50%
ES	Interface Children and Family Services	Interface Safe Haven Emergency Shelter	N/A	Current	Facility Based Beds	14	N/A	2	14	14%
ES	Interface Children and Family Services	Interface - HHAP-3 TAY Emergency Shelter	TAY	Current	Voucher Beds	6	N/A	2	6	33%



APPENDIX C

ES	Interface Children and Family Services	ICFS - RESST Men's Human Trafficking (HT) Shelter	DV	Current	Facility Based Beds	3	N/A	1	3	33%
ES	Kingdom Center	Kingdom Center-Rose Emergency Shelter	N/A	Current	Facility Based Beds	20	N/A	13	20	65%
ES	Rescue Mission Alliance Ventura County	Lighthouse Women and Children-Safe Harbor Shelter	N/A	Current	Facility Based Beds	21	N/A	13	21	62%
ES	Mercy House	Mercy House - Oxnard Navigation Center	N/A	Current	Facility Based Beds	110	N/A	104	110	95%
ES	Mercy House	Mercy House - The ARCH at Ventura	N/A	Current	Facility Based Beds	55	N/A	55	55	100%
ES	National Health Foundation Farm	National Health Foundation Recuperative Care Center	N/A	Current	Facility Based Beds	56	N/A	47	56	84%
ES	Ojai Valley Shelter	Ojai Valley Family Shelter	N/A	Current	Facility Based Beds	0	10	10	10	100%
ES	Samaritan Center	Samaritan Center - PADS Warming Shelter	N/A	Current	Facility Based Beds	0	15	8	15	53%
ES	Sarah's House	Sarah's House Maternity Home	N/A	Current	Facility Based Beds	8	N/A	3	8	38%
ES	Shelter Care Resources	Shelter Care Resources - Motel Voucher Program	N/A	Current	Voucher Beds	13	N/A	0	13	0%
ES	SPIRIT of Santa Paula	SPIRIT of Santa Paula - Harvard Navigation Center	N/A	Current	Facility Based Beds	49	N/A	38	49	78%
ES	SPIRIT of Santa Paula	SPIRIT of Santa Paula - BHBH Merewether Emergency Shelter	N/A	Current	Facility Based Beds	10	N/A	7	10	70%
SH	Turning Point Foundation	Turning Point, Our Place Safe Haven	N/A	Current	Facility Based Beds	10	N/A	9	10	90%



APPENDIX C

SH	Turning Point Foundation	Turning Point, Our Place Safe Haven Expansion	N/A	Current	Facility Based Beds	4	N/A	2	4	50%
ES	Turning Point Foundation	Turning Point - Our Place Safe Haven BHBH Expansion	N/A	Current	Facility Based Beds	4	N/A	3	4	75%
ES	Ventura County Behavioral Health	Ventura County Behavioral Health - BHBH Ventura Vagabond ES	N/A	Current	Facility Based Beds	34	N/A	34	34	100%
ES	Ventura County Behavioral Health	Ventura County Behavioral Health -BHBH Khepera House Recovery Residence	N/A	Current	Facility Based Beds	14	N/A	15	14	107%
ES	Ventura County Behavioral Health	Ventura County Behavioral Health - Ventura Vagabond ES	N/A	Current	Facility Based Beds	17	N/A	17	17	100%
ES	Rescue Mission Alliance Ventura County	Ventura County Rescue Mission, Emergency Shelter	N/A	Current	Facility Based Beds	54	N/A	43	54	80%
Subtotal:						730	25	564	755	75%

Transitional Housing Inventory

PROJECT TYPE	ORGANIZATION NAME	PROJECTNAME	TARGET POPULATION	INVENTORY TYPE	BED TYPE	YEAR ROUND BEDS	TOTAL SEASONAL BEDS	PIT # CONFIRMED	TOTAL BEDS	UTILIZATION RATE
TH	Casa Pacifica	Casa Pacifica - Stepping Stones Youth TH	TAY	Current	Facility Based Beds	30	N/A	19	30	63%
TH	Kingdom Center	Kingdom Center-Rose Transitional Housing	N/A	Current	Facility Based Beds	10	N/A	2	10	20%
TH	MESA Farm	Mesa - Transitional (Ojai)	TAY	Current	Facility Based Beds	13	N/A	13	13	100%
TH	Salvation Army	Salvation Army - VA GPD	Veterans	Current	Facility Based Beds	5	N/A	5	5	100%
TH	The River Community Church	The River Community Church - The City Center Transitional Living	N/A	Current	Facility Based Beds	60	N/A	52	60	87%
TH	The River Community Church	The River Community Church - Tender Life Maternity Home	N/A	Current	Facility Based Beds	14	N/A	6	14	43%
TH	Turning Point Foudation	Turning Point, Vet TH	Veterans	Current	Facility Based Beds	15	N/A	13	15	87%
Subtotal:						147	0	110	147	75%

LEGEND

	In HMIS
	Domestic Violence Program
	New Program 2025
	Not in HMIS

Populations: DV - Domestic Violence, TAY - Transitional Age Youth (18-24), N/A - Not applicable

Project Type: PSH: Permanent Supportive Housing, OPH: Other Permanent Housing, RRH: Rapid Re-Housing

APPENDIX C

Permanent Housing Inventory

PROJECT TYPE	ORGANIZATION NAME	PROJECT NAME	TARGET POPULATION	INVENTORY TYPE	BED TYPE	YEAR ROUND BEDS	TOTAL SEASONAL BEDS	PIT # CONFIRMED	TOTAL BEDS	UTILIZATION RATE
OPH	A Community of Friends	ACOF - Ventura Springs VASH Homeless PH (30%)	Veterans	Current	Facility Based Beds	21	N/A	27	21	129%
OPH	A Community of Friends	ACOF - Ventura Springs - Non-VASH Homeless PH (30%)	Veterans	Current	Facility Based Beds	5	N/A	3	5	60%
OPH	A Community of Friends	ACOF - Ventura Springs - Non-VASH Homeless PH (50%)	Veterans	Current	Facility Based Beds	19	N/A	21	19	111%
PSH	A Community of Friends	ACOF - Ventura Springs VASH (CH)	Veterans	Current	Facility Based Beds	9	N/A	9	9	100%
OPH	Area Housing Authority	Vista Campanario	N/A	Current	Facility Based Beds	4	N/A	4	4	100%
OPH	Area Housing Authority	Area Housing Authority - EHV	N/A	Current	Voucher Beds	53	N/A	46	53	87%
PSH	Area Housing Authority	Area Housing Authority - VASH	Veterans	Current	Voucher Beds	20	N/A	20	20	100%
OPH	City of Oxnard Housing Authority	City of Oxnard Housing Authority - EHV	N/A	Current	Voucher Beds	46	N/A	41	46	89%
OPH	City of Oxnard Housing Authority	City of Oxnard Housing Authority - Mainstream Vouchers	N/A	Current	Voucher Beds	40	N/A	28	40	70%
OPH	City of Oxnard Housing Authority	City of Oxnard Housing Authority - Homeless Vouchers	N/A	Current	Voucher Beds	120	N/A	119	120	99%
PSH	City of Oxnard Housing Authority	City of Oxnard Housing Authority - VASH	Veterans	Current	Voucher Beds	77	N/A	51	77	66%
OPH	City of San Buenaventura Housing Authority	City of San Buenaventura Housing Authority - Assisted Housing - Mainstream Vouchers	N/A	Current	Voucher Beds	66	N/A	38	66	58%
OPH	City of San Buenaventura Housing Authority	City of San Buenaventura Housing Authority Community Services - El Portal	N/A	Current	Facility Based Beds	14	N/A	14	14	100%
OPH	City of San Buenaventura Housing Authority	City of San Buenaventura Housing Authority - Westview Village Phase II	N/A	Current	Facility Based Beds	5	N/A	5	5	100%
OPH	City of San Buenaventura Housing Authority	z*City of San Buenaventura Housing Authority - Westview Village Phase III	N/A	Current	Facility Based Beds	21	N/A	21	21	100%

APPENDIX C

PSH	City of San Buenaventura Housing Authority	City of San Buenaventura Housing Authority Community Services - Valentine Rd (PH-Literal)	N/A	Current	Facility Based Beds	59	N/A	29	59	49%
PSH	City of San Buenaventura Housing Authority	City of San Buenaventura Housing Authority Community Services - Valentine Rd (PH/PSH-ERF)	N/A	Current	Facility Based Beds	24	N/A	10	24	42%
PSH	City of San Buenaventura Housing Authority	City of San Buenaventura Housing Authority Community Services - Valentine Rd (PSH)	N/A	Current	Facility Based Beds	40	N/A	50	40	125%
OPH	City of San Buenaventura Housing Authority	City of San Buenaventura Housing Authority - EHV	N/A	Current	Voucher Beds	34	N/A	34	34	100%
PSH	City of San Buenaventura Housing Authority	City of San Buenaventura Housing Authority - VASH	Veterans	Current	Voucher Beds	127	N/A	106	127	83%
OPH	City of Santa Paula	City of Santa Paula Housing Authority - Citricos de Santa Paula	N/A	Current	Facility Based Beds	5	N/A	5	5	100%
OPH	City of San Buenaventura	City of San Buenaventura - Willet Ranch	N/A	Current	Facility Based Beds	15	N/A	15	15	100%
RRH	Harbor House	Harbor House - ESG Rapid Re-housing	N/A	Current	Other Beds	5	N/A	5	5	100%
RRH	Human Services Agency	Human Services Agency, APS Home Safe RRH	N/A	Current	Voucher Beds	3	N/A	3	3	100%
PSH	Human Services Agency	Human Services Agency, Choices PSH	N/A	Current	Facility Based Beds	25	N/A	22	25	88%
PSH	Human Services Agency	Human Services Agency - PSH Silver Linings	N/A	Current	Voucher Beds	22	N/A	20	22	91%
RRH	Human Services Agency	Human Services Agency, RRH Families	N/A	Current	Other Beds	11	N/A	11	11	100%
RRH	Human Services Agency	Human Services Agency, CHSP RRH	N/A	Current	Other Beds	65	N/A	65	65	100%
RRH	Human Services Agency	Human Services Agency, HPRP RRH FY 25/26	N/A	Current	Other Beds	10	N/A	10	10	100%
RRH	Human Services Agency	Human Services Agency, HDAP RRH	N/A	Current	Other Beds	22	N/A	22	22	100%
RRH	Human Services Agency	Human Services Agency, HPRP-BOS-RRH FY 24/25	N/A	Current	Other Beds	2	N/A	2	2	100%

APPENDIX C

OPH	Many Mansions	Many Mansions, Ormond Beach Villas - PH	Veterans	Current	Facility Based Beds	8	N/A	10	8	125%
PSH	Many Mansions	Many Mansions, Casa de Paz	N/A	Current	Facility Based Beds	18	N/A	18	18	100%
PSH	Many Mansions	Many Mansions, Esseff Village	N/A	Current	Facility Based Beds	20	N/A	18	20	90%
PSH	Many Mansions	Many Mansions, Rancho Sierra (Non CoC Units)	N/A	Current	Facility Based Beds	25	N/A	25	25	100%
PSH	Many Mansions	Many Mansions, Rancho Sierra	N/A	Current	Facility Based Beds	24	N/A	24	24	100%
PSH	Many Mansions	Many Mansions, Richmond Terrace	N/A	Current	Facility Based Beds	14	N/A	11	14	79%
PSH	Many Mansions	Many Mansions, D Street	N/A	Current	Facility Based Beds	5	N/A	5	5	100%
PSH	Many Mansions	Many Mansions, Hillcrest MHSA Units	N/A	Current	Facility Based Beds	19	N/A	16	19	84%
PSH	Many Mansions	Many Mansions, D Street - MHSA Only Units	N/A	Current	Facility Based Beds	2	N/A	1	2	50%
PSH	Many Mansions	Many Mansions, La Rahada - MHSA Only Units	N/A	Current	Facility Based Beds	3	N/A	3	3	100%
PSH	Many Mansions	Many Mansions, Hillcrest Villas	N/A	Current	Facility Based Beds	47	N/A	46	47	98%
PSH	Many Mansions	Many Mansions, Peppertree	N/A	Current	Facility Based Beds	28	N/A	28	28	100%
PSH	Many Mansions	Many Mansions, Ormond Beach Villas - PSH	Veterans	Current	Facility Based Beds	8	N/A	10	8	125%
PSH	Many Mansions	Many Mansions, Mountain View	N/A	Current	Facility Based Beds	8	N/A	8	8	100%
PSH	Many Mansions	Many Mansions - Central Terrace Apartments	N/A	Current	Facility Based Beds	35	N/A	32	35	91%
OPH	Mercy House	Mercy House - Casa Aliento - Project Based Vouchers NPLH	N/A	Current	Facility Based Beds	18	N/A	14	18	78%
OPH	Mercy House	Mercy House - Casa Aliento - MSV Non-Elderly, Disabled, Non-NPLH	N/A	Current	Facility Based Beds	5	N/A	5	5	100%

APPENDIX C

OPH	Mercy House	Mercy House - Casa Aliento - MSV Non-Elderly, Disabled, NPLH	N/A	Current	Facility Based Beds	15	N/A	14	15	93%
OPH	Mercy House	Mercy House - Casa Aliento - COSR	N/A	Current	Facility Based Beds	29	N/A	15	29	52%
OPH	Mercy House	Mercy House -Casa Aliento-HDAP COSR PSH	N/A	Current	Facility Based Beds	14	N/A	8	14	57%
OPH	Mercy House	Mercy House - Casa Aliento-Project Based Vouchers Non-NPLH	N/A	Current	Facility Based Beds	5	N/A	4	5	80%
OPH	Mercy House	Mercy House - Casa De Carmen - PBV - Non-NPLH	N/A	Current	Facility Based Beds	27	N/A	27	27	100%
RRH	Mercy House	Mercy House - Oxnard College HHIP RRH	N/A	Current	Voucher Beds	1	N/A	1	1	100%
OPH	Mercy House	Mercy House - Casa De Carmen - PBV - NPLH	N/A	Current	Facility Based Beds	27	N/A	28	27	104%
RRH	Mercy House	Mercy House - Oxnard ESG RRP	N/A	Current	Voucher Beds	3	N/A	3	3	100%
RRH	National Health Foundation Farm	National Health Foundation - RRH for Recuperative Care HHAP	N/A	Current	Voucher Beds	17	N/A	17	17	100%
OPH	People's Self-Help Housing	People's Self-Help Housing - El Patio	N/A	Current	Facility Based Beds	26	N/A	2	26	8%
PSH	Cabrillo Economic Development Corporation	CEDC - Project SHORE-WAV	N/A	Current	Facility Based Beds	29	N/A	29	29	100%
PSH	Salvation Army	Salvation Army - PSH	N/A	Current	Facility Based Beds	8	N/A	6	8	75%
RRH	Salvation Army	Salvation Army - SSVF Rapid Re-Housing	N/A	Current	Other Beds	125	N/A	125	125	100%
RRH	Salvation Army	Salvation Army - CoC RRH	N/A	Current	Other Beds	21	N/A	21	21	100%
RRH	The Coalition for Family Harmony	Coalition for Family Harmony - RRH	DV	Current	Voucher Beds	39	N/A	39	39	100%
PSH	Turning Point Foudation	Turning Point, Stephenson's Place	N/A	Current	Facility Based Beds	10	N/A	9	10	90%
PSH	Turning Point Foudation	Turning Point, Wooley House I -PSH	N/A	Current	Facility Based Beds	7	N/A	5	7	71%
PSH	Turning Point Foudation	Turning Point, Wooley House Permanent II	N/A	Current	Facility Based Beds	8	N/A	6	8	75%
RRH	Turning Point Foudation	Turning Point - H2H Rapid Re-housing	N/A	Current	Other Beds	10	N/A	10	10	100%

APPENDIX C

RRH	Turning Point Foundation	Turning Point - Rapid Re-housing Expansion	N/A	Current	Other Beds	11	N/A	11	11	100%
OPH	Turning Point Foundation	Turning Point Foundation - Villa Calleguas	N/A	Current	Facility Based Beds	23	N/A	23	23	100%
RRH	United Way Ventura County	United Way of Ventura County - Landlord Engagement Program HUD CoC RRH	N/A	Current	Voucher Beds	30	N/A	30	30	100%
RRH	United Way Ventura County	United Way of Ventura County - Landlord Engagement Program RRH	N/A	Current	Other Beds	2	N/A	2	2	100%
RRH	United Way Ventura County	United Way of Ventura County - Landlord Engagement Program HESG RRH	N/A	Current	Other Beds	0	N/A	0	0	0%
RRH	United Way Ventura County	United Way of Ventura County - Landlord Engagement Program HCD RRH	N/A	Current	Other Beds	21	N/A	21	21	100%
RRH	United Way Ventura County	United Way of Ventura County - HHAP-5 Landlord Engagement Program (RRH)	N/A	Current	Other Beds	73	N/A	73	73	100%
RRH	United Way Ventura County	United Way - Bridge to Home HHAP RRH	N/A	Current	Other Beds	0	N/A	0	0	0%
PSH	Ventura County Behavioral Health	Ventura County Behavioral Health, Oxnard Consolidated CoC	N/A	Current	Facility Based Beds	37	N/A	40	37	108%
PSH	Ventura County Behavioral Health	Ventura County Behavioral Health- Harvard Place	N/A	Current	Facility Based Beds	12	N/A	6	12	50%
PSH	Ventura County Behavioral Health	Ventura County Behavioral Health- Paseo De Luz	N/A	Current	Facility Based Beds	29	N/A	29	29	100%
PSH	Ventura County Behavioral Health	Ventura County Behavioral Health- Paseo Santa Clara/ Paseo Del Rio	N/A	Current	Facility Based Beds	17	N/A	17	17	100%
PSH	Ventura County Behavioral Health	Ventura County Behavioral Health - Snapdragon Phase II PSH	N/A	Current	Facility Based Beds	25	N/A	24	25	96%
RRH	Ventura County Behavioral Health	Ventura County Behavioral Health - BHBH Interim Scattered Site Family Rental Assistance	N/A	Current	Other Beds	29	N/A	29	29	100%
RRH	Ventura County Behavioral Health	VCBH - Valentine Rd BHBH RRH	N/A	Current	Voucher Beds	35	N/A	35	35	100%

APPENDIX C

PSH	Ventura County Behavioral Health	Ventura County Behavioral Health-Castillo Del Sol	N/A	Current	Facility Based Beds	17	N/A	18	17	106%
PSH	Ventura County Behavioral Health	Ventura County Behavioral Health El Patio	N/A	Current	Facility Based Beds	16	N/A	14	16	88%
PSH	Ventura County Behavioral Health	Ventura County Behavioral Health-La Rahada	N/A	Current	Facility Based Beds	7	N/A	10	7	143%
Subtotal:						2081	N/A	1881	2081	90%

PH = 1523

RRH = 535

LEGEND:

	In HMIS
	Domestic Violence
	New Program 2026
	Not in HMIS

Populations: **DV:** Domestic Violence, **TAY:** Transitional Age Youth (18-24),
N/A: Not Applicable

Project Type: **PSH:** Permanent Supportive Housing,
OPH: Other Permanent Housing, **RRH:** Rapid Re-Housing

PROJECT UNDER DEVELOPMENT									
Project Type	Organization Name	Project Name	Target Population	Inventory Type	Bed Type	Year Round Beds	Total Seasonal Beds	Total Beds	
ES	City of Camarillo	Barry Street Interim Housing Program	N/A	Under Development	Facility Site Based	6	0	6	
Note: Projects under development are scheduled to open in 2026 and are not included in PIT/HIC data.						Totals:	6	0	6





ACKNOWLEDGMENTS

Many thanks to the 400 volunteers and organizations that contributed to the success of the 2026 Homeless Count! The collaboration and efforts of our community volunteers, community groups, faith- and community-based organizations, county departments, city representatives and staff, homeless service providers, law enforcement and elected officials is greatly appreciated, as this comprehensive data is critical to effectively plan and provide resources to the most vulnerable populations in our community.



Camarillo

Jason Havelka, County of Ventura
Ventura County Sheriff's Department (VCSD)

Fillmore

Christina Villasenor, City of Fillmore
Ventura County Sheriff's Department (VCSD)



Moorpark

Amanda Melgoza, County of Ventura
Ventura County Sheriff's Department (VCSD)

Ojai

Whitney Nunes, Help of Ojai
Ventura County Sheriff's Department (VCSD)

Oxnard

Michael Skinner, City of Oxnard
Betty Garcia, City of Oxnard
Oxnard Police Department

Port Hueneme

Christina Cabral, County of Ventura
Port Hueneme Police Department

Santa Paula

Nomi Marrufo, SPIRIT of Santa Paula
Santa Paula Police Department

Simi Valley

Cynthia McCullough, City of Simi Valley
Simi Valley Police Department



ACKNOWLEDGMENTS

Thousand Oaks

Rick Schroeder, Many Mansions
Hannah Blitstein, Many Mansions
Ventura County Sheriff's Department (VCSD)

Ventura

Lee Sherman, City of Ventura
Morgan Saveliff, County of Ventura
Ventura Police Department

Other Key Partners

Bomba Socks
Food Share of Ventura County
Gold Coast Veterans Foundation
Harbor House
Interface Children and Family Services
Lutheran Social Services
Many Mansions
Mercy House
National Health Foundation
Pacific Clinics TAY Tunnel
Project Understanding
Salvation Army
Samaritan Center
SPIRIT of Santa Paula
Turning Point Foundation
United Way of Ventura County
Ventura County Area Agency on Aging
Ventura County Behavioral Health
Ventura County Community Foundation
Ventura County Health Care Agency
Ventura County Human Services Agency
Ventura County Office of Education
Ventura County Rescue Mission
Ventura County Sheriff's Department (VCSD)

The Ventura County Continuum of Care would also like to thank Dr. Joe Colletti and the Urban Initiatives staff for their expertise in the 2026 Homeless Count planning, coordination, data analysis and assistance in preparing this report. Urban Initiatives (urban-initiatives.org/) is a community-based non-profit research organization that has extensive experience conducting Point-In-Time counts throughout Southern California.

